

PRESIDENT'S LETTER; August 2024



Welcome to August. I hope everyone had fun at the picnic last month. I am so sorry I missed it and missed seeing all of you. It's a highlight of the year.

LOCATION CHANGE again...

We are going back to the Church! Due to the large increase in fees to rent the room at the Senior Center, we have opted to go back to the Fount Church for our meetings.

Here is the address if you do not have it:

The Fount Church, 18225 Bushard St. Fountain Valley CA 92708

August meetings...

The LENS meeting on August 15th is about "Minimalist Composition" and will be given by member Jeffrey Sward. Come and learn!

Our General Critique Meeting will be on August 22nd and we start at 6:30 giving us time to socialize and munch on some yummy snacks. The program will start at 7:00. We did not have a field trip in July due to the picnic, however, the assignment to show for August is "Open Theme" in 3 pictures. There is a great write-up in the July Newsletter further describing what you might want to submit for this assignment. I can't wait to see everyone's photos.

Great stuff coming up...

The August Field Trip to San Juan Capistrano is on Sunday, August 25th. Check out the flyer to get all the info.

There is still time to sign up for the overnight field trip to Angel Falls. The dates are October 10th thru the 13th. You will want to make reservations at the hotel soon! See the flyer for specifics.

Well, that about wraps it up for now.

Happy shooting and see you soon!

Susan

TABLE OF CONTENTS

President’s Letter	1
Table of Contents	2
Monthly Events – Meetings, Assignment & Field Trip.....	3
Relocating to the Fount Church August 15 th (see map).....	4
2024 PSOC Calendar of Events & What to Show	5-6
August Assignment-Aquatic Life Photography	7-12
August 25 th Field Trip-San Juan Capistrano	13-16
September Assignment - Black & White Photography	17-18
September (Aug 31 st) Field Trip - Civil War Reenactment	19-20
Angels Camp Fall Overnight Field Trip	21-22
September Library Show - Guidelines/Forms/Reception	23-26
September 5 th Movie Night – Chasing Ice Documentary.....	27
Member Accomplishments.....	28-29
Picture This	30
Photo Critique Guidelines.....	31
Wall Hangers	32-33

MONTHLY MEETINGS

NOTE: PSOC WILL START HOLDING LENS AND GENERAL MEETINGS IN THE FOUNT CHURCH STARTING THURSDAY-AUGUST 15TH.

AUGUST LENS MEETING INFO

Thursday: August 15, 2024 @ 7:00 PM

Minimalist Composition will be the topic for this month's LENS meeting. **Jeffrey Sward** will present.

AUGUST GENERAL MEETING INFO

Thursday: August 22, 2024 @ 7:00 PM

The General Meeting will be held on August 22, 2024 at 7:00 p.m. **Open Theme with 3 Photos** will be the **assignment** to show for the critique along with images from the **“PSOC Potluck Picnic. John Bare** will critique.

PLEASE NOTE: All Members in good standing are encouraged to email up to three images, plus a title photo, to the Digital Show Team at PSOCphoto@gmail.com on or before Tuesday, 6:00 p.m. the week of the show. The deadline is important because the Digital Show Team needs time to prepare all the images for showing. For instructions on submitting your images, see “Digital Files” at our PSOC website. Images must comply with instructions to fit our digital media. Images late or not in compliance will be returned with an explanation.

August 2024 ASSIGNMENT – AQUATIC LIFE

Aquatic life photography encompasses a diverse range of techniques and challenges, presenting photographers with an exciting yet demanding realm to explore.

See **Bernd's** attached **write-up** for **great** ideas.

AUGUST 25, 2024 FIELD TRIP – SAN JUAN CAPISTRANO

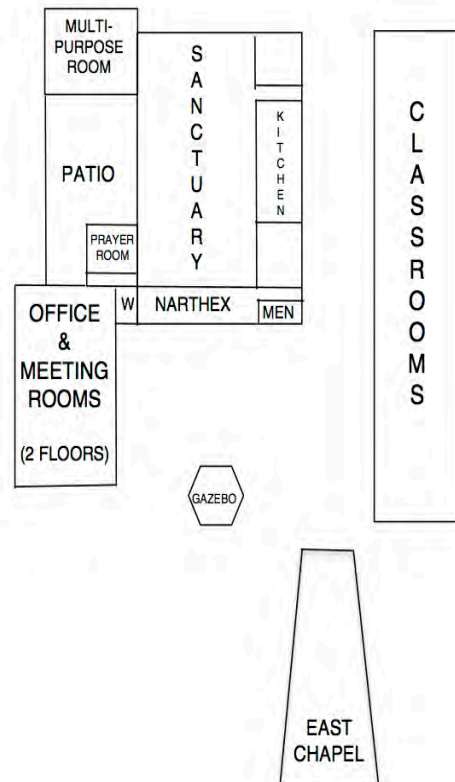
This field trip will add to your opportunity to find great shots.

RELOCATING TO THE FOUNT CHURCH STARTING AUGUST 15TH

PSOC will be moving back to The Fount Church for all of our LENS and General Meetings. Our first meeting in the church will be the LENS meeting on Thursday-August 15th.

Address:

The Fount Church
18225 Bushard St.
Fountain Valley, CA 92708
(2 blocks south of Talbert)



2024 PSOC CALENDAR OF EVENTS

JANUARY						
S	M	T	W	Th	F	S
	1	2	3	4	5	6
7	8	9	10	11	12	13
14	15	16	17	18	19	20
21	22	23	24	25	26	27
28	29	30	31			

01 New Year's Day
15 M.L. King Day
18 LENS Meeting
25 General Meeting
27 Jan Field Trip – Nethercutt Museum (Sat)
Jan Assignment – Details

JULY						
S	M	T	W	Th	F	S
	1	2	3	4	5	6
7	8	9	10	11	12	13
14	15	16	17	18	19	20
21	22	23	24	25	26	27
28	29	30	31			

04 Independence Day
18 LENS Meeting
25 Gen. Mtg. "Moved" to August 1st
20 PSOC Picnic – Next to Greenbrook clubhouse (Sat)
Jul Assignment – "Open Theme" in three (3) pictures

FEBRUARY						
S	M	T	W	Th	F	S
				1	2	3
4	5	6	7	8	9	10
11	12	13	14	15	16	17
18	19	20	21	22	23	24
25	26	27	28	29		

14 Valentine's Day
19 Presidents Day
15 LENS Meeting
22 General Meeting
25 Feb Field Trip-Mission San Luis Rey & Oceanside (Sun)
Feb Assignment – Shadows & Silhouettes

AUGUST						
S	M	T	W	Th	F	S
				1	2	3
4	5	6	7	8	9	10
11	12	13	14	15	16	17
18	19	20	21	22	23	24
25	26	27	28	29	30	31

01 "July" General Mtg.
18 Nat'l Animal Foster Day
15 LENS Meeting
22 General Meeting
25 Aug Field Trip – San Juan Capistrano (Sun)
Aug Assignment – Aquatic Life

MARCH						
S	M	T	W	Th	F	S
					1	2
3	4	5	6	7	8	9
10	11	12	13	14	15	16
17	18	19	20	21	22	23
24	25	26	27	28	29	30
31						

29 Good Friday
31 Easter Sunday
21 LENS Meeting
28 Gen. Mtg. "Moved" to April 4th
23 Mar Field Trip – DTLA via Blue Line (Sat)
Mar Assignment – Creative Perspectives

SEPTEMBER						
S	M	T	W	Th	F	S
1	2	3	4	5	6	7
8	9	10	11	12	13	14
15	16	17	18	19	20	21
22	23	24	25	26	27	28
29	30					

1-30 PSOC Library Show
14 Library Reception (Sat)
02 Labor Day
05 "MOVIE NIGHT"
19 LENS Meeting
26 General Meeting
Aug 31 Sep Field Trip – H.B. Civil War Reenact. (Sat)
Sep Assignment – Black & White

APRIL						
S	M	T	W	Th	F	S
	1	2	3	4	5	6
7	8	9	10	11	12	13
14	15	16	17	18	19	20
21	22	23	24	25	26	27
28	29	30				

04 "March" General Mtg.
22 Earth Day
18 LENS Meeting
25 General Meeting
24 Apr Field Trip – Huntington Library & Gardens (Wed)
Apr Assignment – Painterly Effects
April 11-14 – Field Trip to Santa Barbara, CA

OCTOBER						
S	M	T	W	Th	F	S
		1	2	3	4	5
6	7	8	9	10	11	12
13	14	15	16	17	18	19
20	21	22	23	24	25	26
27	28	29	30	31		

03,12 Rosh Hashanah, Yom Kippur
14 Indigenous Peoples Day
31 Halloween
17 LENS Meeting
24 General Meeting
20 Oct Field Trip – Old Towne San Diego (Sun)
Oct Assignment – Minimalist Compositions
October 10-13 – Field Trip to Angels Camp, CA

MAY						
S	M	T	W	Th	F	S
			1	2	3	4
5	6	7	8	9	10	11
12	13	14	15	16	17	18
19	20	21	22	23	24	25
26	27	28	29	30	31	

12 Mother's Day
27 Memorial Day
16 LENS Meeting
23 General Meeting
18 May Field Trip – San Joaquin Wild. Sanc. (Sat)
May Assignment – Wildlife, Animals & Creatures

NOVEMBER						
S	M	T	W	Th	F	S
					1	2
3	4	5	6	7	8	9
10	11	12	13	14	15	16
17	18	19	20	21	22	23
24	25	26	27	28	29	30

11 Veterans Day
28 Thanksgiving Day
07 LENS Meeting
21 General Meeting
13 Nov Field Trip – Laguna Beach & Crystal Cove (Wed)
Nov Assignment – Night Photography

JUNE						
S	M	T	W	Th	F	S
						1
2	3	4	5	6	7	8
9	10	11	12	13	14	15
16	17	18	19	20	21	22
23	24	25	26	27	28	29
30						

16 Father's Day
19 Juneteenth
20 LENS Meeting
27 General Meeting
12 Jun Field Trip-Sherman Library & Gardens (Wed)
Jun Assignment – Flowers & Flora

DECEMBER						
S	M	T	W	Th	F	S
1	2	3	4	5	6	7
8	9	10	11	12	13	14
15	16	17	18	19	20	21
22	23	24	25	26	27	28
29	30	31				

NO LENS OR GENERAL MTGS.
25 Christmas Day
26 Hanukkah & Kwanzaa
05 PSOC Holiday Party – Show candid shots of members in 2024
Jan. 23, 2025 General Mtg.: Show Laguna Beach & Crystal Cove field trip and Night Photography assignment

2024 PSOC....What to Show at General Meetings

This chart shows the dates of general meetings and what to show at each meeting. Pictures for any assignment can be taken anytime during the year-end 2023 and year 2024, as long as the images fit the assignment for the meeting in which you are showing them. We ask members to submit current work for the meeting critiques. Assignments are planned so as to be coordinated with field trip locations. Pictures taken on field trips need not be assignment-related in order to be shown for critique at the meetings.

<u>DATE OF MEETING</u>	<u>FIELD TRIP TO SHOW</u>	<u>ASSIGNMENT TO SHOW</u>
January 25th	Shoreline Village/Queen Mary/ Aquarium of the Pacific	Qualities of Light & Shadow
February 22nd	Nethercutt Museum & Collections	Details
April 4th (from March 28th)	Mission San Luis Rey & Oceanside	Shadows & Silhouettes
April 25th	Downtown Los Angeles (via Blue Line)	Creative Perspectives
May 23rd	Huntington Library & Gardens <i>AND</i> <u>Spring Overnight Trip - Santa Barbara</u>	Painterly Effects
June 27th	San Joaquin Wildlife Sanctuary	Wildlife, Animals & Creatures
August 1st (from July 25th)	Sherman Library & Gardens	Flowers & Flora
August 22nd	PSOC Picnic (by Greenbrook Clubhouse)	"Open Theme" in 3 pictures
September 26th	San Juan Capistrano	Aquatic Life
October 24th	H.B. Civil War Reenactment	Black & White
November 21st	Old Towne San Diego (Dia Los Diablos) <i>AND</i> <u>Fall Overnight Trip - Angels Camp</u>	Minimalist Compositions
December 5th	PSOC Holiday Party (Greenbrook Clubhouse)	Candid shots of PSOC members on field trips & other events in 2024
Jan. 23, 2025	Laguna Beach & Crystal Cove	Night Photography

August Assignment - Aquatic Life Photography

To be shown at September general meeting

by Bernd Steinebrunner

Aquatic life photography encompasses a diverse range of techniques and challenges, presenting photographers with an exciting yet demanding realm to explore. From the depths of the ocean to the tranquil waters of freshwater lakes, each aquatic environment offers unique opportunities for photographers to capture the beauty and diversity of marine and freshwater life.

Types of Aquatic Life Photography:

Underwater Photography:

Underwater photography involves capturing images of marine life and habitats beneath the water's surface. It encompasses various subcategories, including:

Macro Photography: Focusing on small subjects such as fish, invertebrates, and corals. Macro underwater photography requires specialized lenses and lighting equipment to capture intricate details.

Wide-angle Photography: Capturing expansive underwater landscapes, coral reefs, and large marine animals such as sharks and whales. Wide-angle photography requires careful composition and lighting to convey the sense of scale and depth.

Close-up Photography: Highlighting the textures, patterns, and behaviors of individual aquatic organisms. Close-up photography allows photographers to reveal the often-overlooked beauty of underwater life.

Underwater photography is not for everyone, but an aquarium is a location where one can find underwater life without having to own scuba-diving or snorkeling equipment.

Above-Water Photography:

Above-water aquatic photography focuses on capturing images of marine and freshwater life from the surface or shoreline. It includes:

Wildlife Photography: Documenting seabirds, marine mammals, and other aquatic creatures in their natural habitats. Wildlife photography requires patience and skill to capture fleeting moments and behaviors.

Landscape Photography: Capturing the scenic beauty of coastal landscapes, estuaries, and wetlands. Landscape photography showcases the interconnectedness between land and water ecosystems.

Environmental Photography: Highlighting environmental issues such as pollution, habitat destruction, and climate change. Environmental photography raises awareness and advocates for the conservation of aquatic environments.

August Assignment - Aquatic Life Photography

To be shown at September general meeting

by Bernd Steinebrunner

Technical Challenges in Aquatic Life Photography:

Visibility and Water Clarity:

Poor visibility and water clarity can hinder image quality, requiring photographers to adapt their techniques and equipment to prevailing conditions. Techniques such as adjusting aperture settings and using artificial lighting can help mitigate the effects of low visibility.

Lighting and Color Correction:

Light behaves differently underwater, with colors becoming muted or distorted at depth. Photographers must use artificial lighting, color correction filters, and white balance adjustments to restore natural colors and enhance the visual appeal of underwater images.

Above water, challenges include exposure of a subject against the bright sky or reflections from the water that need to be compensated for, or shutter-speed and autofocus considerations when photographing flying seabirds.

Environmental Factors:


Weather conditions, water currents, and environmental disturbances such as boat traffic can impact above-water aquatic photography, requiring photographers to adapt their shooting strategies and anticipate changes in the environment.

Reflections:

Reflections from the water surface, or in an aquarium setting where the glass can be challenging. In an aquarium, it is always good to be close to the glass to avoid reflections and to get any soiling on the glass out of focus. Watch out for your background so no other visitor is visible on the other side of the tank. Note: You can eliminate reflections by using a rubber lens adapter which allows you to put your camera lens up against the glass.

Locations:

There are plenty of opportunities to find aquatic life in Southern California. If you are a scuba diver, you can visit the shores of California or Catalina Island. Or you can visit the Aquarium of the Pacific in Long Beach, the Bolsa Chica wetlands, the San Joaquin Marsh & Wildlife Sanctuary, go whale watching, or visit many more places.



Top left: A Turtle in Costa Rica
Top right: Pelican in flight – Bolsa Chica Wetlands
Bottom left: Whale tail in front of Antarctic Icebergs
Bottom right: close up of a Humpback Whale tail, Antarctica





Top and right: A clumsy Giant Petrel
in Antarctica

Bottom: Black-browed Albatross,
Drake passage, Antarctica





Top and right: swimming Gentoo Penguins, Antarctica
Bottom: Crocodile at the Sierpe River, Costa Rica





Top and right: Aquarium photography

Bottom: “Human” aquatic life 😊 – My son at water polo





Photos by Kurt Bayless

Mission San Juan Capistrano

26801 Ortega Highway, San Juan

949-234-1300

Sunday, August 25, 2024

**Shooting Assignment:
Aquatic Life Photography**

Overview: Mission San Juan Capistrano is the “Jewel of the California Missions.” The historic landmark and museum founded more than two hundred years ago is the birthplace of Orange County. It is the seventh of 21 Spanish Missions established in California by Franciscan Padres. It features a chapel still standing where Saint Junipero Serra once celebrated Mass.

Today, it is a monument to California’s multi-cultural history, embracing its Native American, Spanish, Mexican and European heritage. Originally built as a self-sufficient community by Spanish Padres and Acjachemen Native Americans, the Mission was a center for agriculture, industry, education and religion. The Mission is also famous for the ‘Annual Return of the Swallows.’ <https://www.missionsjc.com/>



Hours and Admission:

Tuesday-Sunday
9:00 am - 5:00 pm
(Closed Monday)

Adults (18 – 59): \$18
Seniors (60+): \$15



Tickets are either available for purchase at the Main Entrance, or online (encouraged) for a specific date via the link below. Tickets are e-mailed electronically upon completion of the online order - no shipping required. E-Tickets are valid for that date only. **ALL SALES ARE FINAL!**

<https://www.missionsjc.com/store/Ticket>

Policies: The site Code of Conduct states: "As a family-oriented and religious site, proper dress attire is required. Graphic and transparent garments are not permitted."

It also stipulates: **No tripods allowed.**

Parking: Public parking is available in the surrounding streets near the Mission. The most visible parking lot is on the south side of Ortega Highway and El Camino Real. For more information, please see the City of San Juan Capistrano's Parking Map. Most parking is free, but there are time restrictions in various lots. Please read signage before departing your vehicle for restrictions or limitations on hours.

<https://www.missionsjc.com/wp-content/uploads/2021/06/public-parking-SJC.pdf>

Carpool: Meet at 8:00 am at the south end of the AAA parking lot located on the northeast corner of Beach Boulevard and Stark Drive in Huntington Beach.

Directions: From the North Orange County area take the 405/5 South to the second San Juan Capistrano exit, which is Ortega Highway. Turn right off the freeway onto Ortega Highway. The Mission is straight ahead 2-1/2 blocks on the right. There is also the option of taking the train to the Mission. The depot is at 26702 Verdugo Street just 2 blocks from the Mission. Check Metrolink or Amtrak for schedules and ticket prices.

Meet up for lunch at 12 noon: **EL ADOBE DE CAPISTRANO RESTAURANT**

31891 Camino Capistrano
(one block south of the Mission)
San Juan Capistrano
Open Sunday: 10 am – 9 pm
<http://eladobedecapistrano.com/>

Additional points of interest near the mission:

<http://www.sanjuanchamber.com/pdf/SJC-Walking-Tour-Map.pdf>

Historic Railroad Station:

This railroad station, topped with red brick, is now a popular restaurant which was built in 1894 by the Santa Fe Railroad, and is the oldest ‘Mission Revival style’ rail station in Southern California. At the time of completion, it was called "the finest depot on the Santa Fe system."

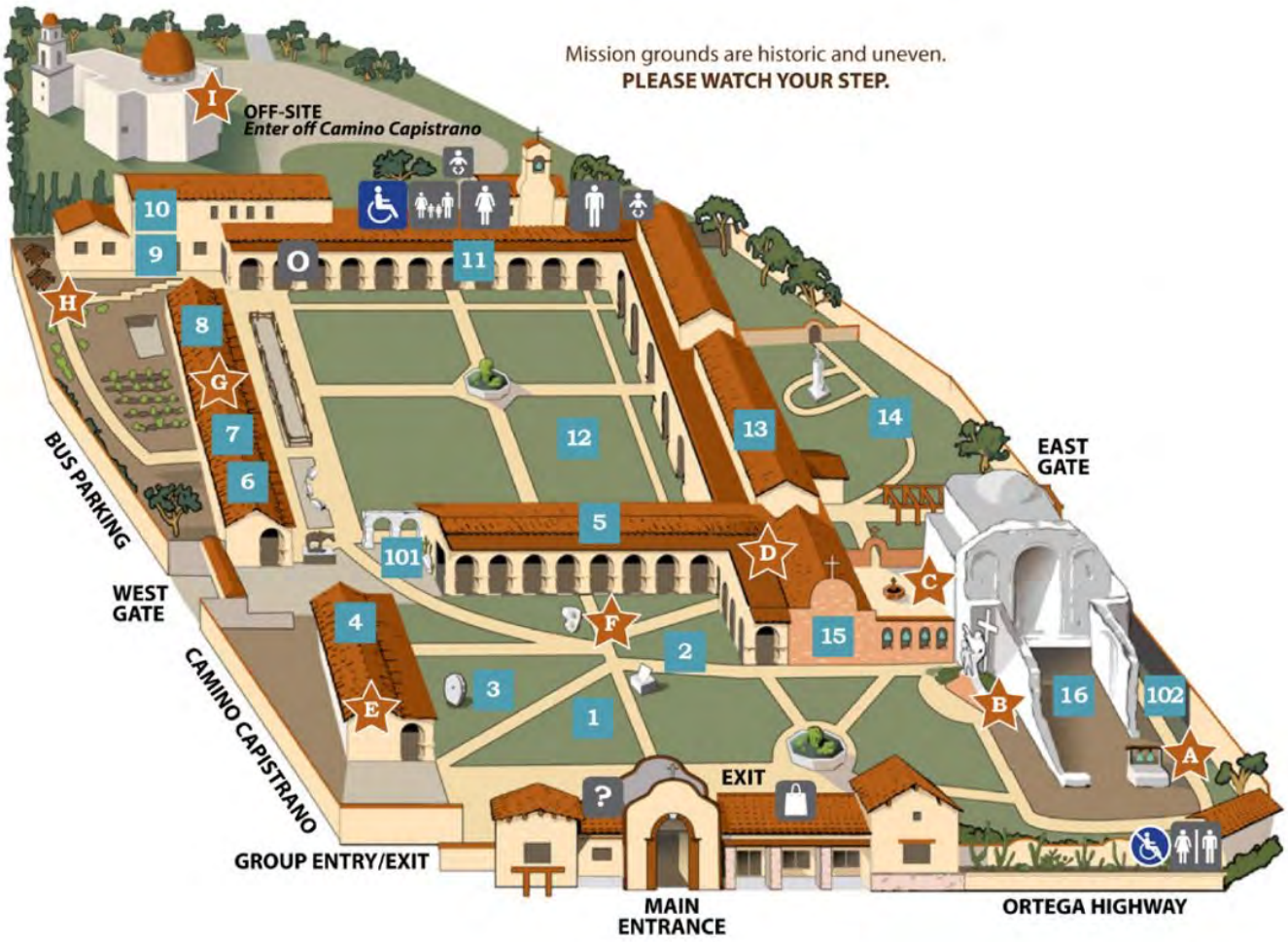
Los Rios Historic District:

The Los Rios District includes 31 historic structures. It is one of the oldest neighborhoods in California, on the oldest street in California, and includes three adobe homes built in 1794 as housing for families with ties to the Mission. Cottage shops, several restaurants, the old jail, and galleries line Los Rios Street intermingled with private residences, as well as the beautiful botanical gardens of Ito Nursery.

Montanez Adobe – (1794):

Oldest home in California in Los Rios Historic District (949-240-3119). This adobe was the home of Polonia Montanez who oversaw religious instruction of the village children from 1886-1910. Polonia once led the children on a spiritual trek as they journeyed in prayer and song to break a long drought. On the third day, while praying on Capistrano Beach, the rain began to pour down and three wagons were sent for Polonia and the children.





September Assignment: Black and White Photography

To be shown at the **October general meeting**

By Mike Whitmore

Black and White photography has been a source of inspiration to many of us. It has been and continues to be an essential art form in photography. It is an alternate way to see reality and can be a powerful tool to express mood and feeling. Black and white is about shape and form, texture and tones, composition and perspective, shadow and light. The absence of color reduces our image to these fundamental considerations. We rely on these fundamentals to express ourselves and tell our story. We use these fundamentals to create impact.

Understanding how color is rendered in black and white is essential to being able to control the process of making a digital black and white image. For example, it is important to know what tonal difference to expect between red and green to determine how a subject will stand out or blend in with background. Film black and white photography relied on this knowledge and the use of colored filters to control the tonal results. We could use a red filter, for example, to render the blue sky dark.

You can set your camera to shoot in B&W jpeg and it will render a reasonable B&W image depending on how the manufacturer sets up the in-camera processing. However, most photographers shoot in RAW and then convert the images to black and white during processing. You can get much better results by shooting in RAW, capturing maximum information and color gradation, which gives you total control, and then processing it the way you choose to.

Digital image processing makes this tonal work easier and can be done effectively by some trial and error in processing. Lightroom has sliders to enable us to vary separate colors to create the same effect that we were able to achieve with filters in film photography. You can move the slider back and forth and see how the tone of that color changes in the image. See the Digital-Photography School article referenced below for the how-to. You can learn quickly by experimenting with the sliders. Be sure to experiment on a virtual copy. This tutorial follows some procedures similar to those we learned from Barry Evans at the July LENS meeting.

There are many excellent choices available for processing software. The ones that I use most are Lightroom and Nik Silver Efex-Pro. These tutorial links may give you some helpful ideas. I suggest that you take a few minutes to read them.

1. [Digital-photography-school.com/digital-photography-school.com/tips-shooting-processing-better-black-and-white-photographs/](http://digital-photography-school.com/digital-photography-school.com/tips-shooting-processing-better-black-and-white-photographs/) Tips for Shooting and Processing Better Black and White Photographs
2. amateurphotographer.com/technique/photo_editing/best-software-for-black-white-editing/
Best software for black and white editing - Amateur Photographer
3. [Lightroomkillertips.com/lightroomkillertips.com/the-best-software-for-black-white-editing/](http://lightroomkillertips.com/lightroomkillertips.com/the-best-software-for-black-white-editing/)
The Best Software for Black & White Editing - Lightroom Killer Tips

The August 31 field trip is the Civil War Reenactment, which will provide many black and white possibilities. Here are some I have taken in the past.



September 2024 Field Trip (on August 31)



HB Historical Society Photo

Huntington Beach Civil War Reenactment

Huntington Beach Central Park (Behind the Library)

18000 Goldenwest Street, Huntington Beach

Date: Saturday, August 31, 2024



The Huntington Beach Historical Society presents the 31st Annual Civil War Days.

Admission: Free

Opens at 10 a.m.
Battle Times on
Saturday: 1:30 & 4 PM

Photos by Kurt Bayless

Shooting Assignment:
Black and White

Parking: Public parking is available at the HB Central Library and paid parking is available at the HB Sports Center. Participants are also welcome to park in the reenactor parking lot at the NW corner of Ellis & Goldenwest St. - there will be a shuttle running between this lot and the event. Shuttle times vary.



Food - Food will be available at the HB Historical Society tent in the main Sutler Area. Hamburgers, hotdogs, grilled corn, salads, snacks, water and soft drinks, etc. There is also the Park Bench Café on the Edwards side of the park. (They don't take reservations.)

For battle schedules and more information check the HB Historical Society website at: <https://www.hbhistory.org/civilwar>

CIVIL WAR DAYS!
★ *The HB Historical Society presents* ★

The 31st Annual **Free Entry!**



★ **A FREE LIVING HISTORY EVENT** ★
Saturday & Sunday
AUG. 31ST & SEPT. 1ST
LABOR DAY WEEKEND

HUNTINGTON BEACH CENTRAL PARK
BEHIND THE LIBRARY OPENS 10AM DAILY

BATTLES
SATURDAY 130&4PM - SUNDAY 11AM&2PM
MEET PRESIDENT LINCOLN & GENERAL GRANT!

★ **FOOD** ★ **MUSIC** ★ **SHOPS** ★ **TALKS** ★
HBHISTORY.ORG/CIVILWAR

Angels Camp Weekend Trip October 10-13, 2024

Angels Camp is located on Highway 49, in the beautiful Goldrush country of Central California. You won't want to miss this trip.

The PSOC Fall trip will be three nights in this historic mining town. You will also want to see the many other nearby historic towns of the Goldrush Country which are very photogenic. They include Murphys, Sutter Creek, Mokelumne Hill, Jackson, Volcano, and many others within a short distance. There are many nearby vineyards to visit and three caverns to see. Calaveras Big Trees State Park, a 6,000-acre preserve of forest including two magnificent stands of giant Sequoia redwoods is also nearby. There are many rivers and small lakes that can provide opportunities for Fall color images with reflections.


Yosemite Valley is just east of Highway 49 via Highway 120.

We will be staying at the Travelodge in Angels Camp. Rooms are being held for PSOC members at the nightly room rates of \$130 to \$144, plus tax. You can check out the Inn at [Travelodge by Wyndham Angels Camp CA | Angels Camp, CA Hotels \(wyndhamhotels.com\)](https://www.wyndhamhotels.com/angels-camp-ca-hotels) .

Make your reservation by calling Travelodge directly at

209-736-5004. Ask for the Mike Whitmore/PSOC room reservations and special rates.

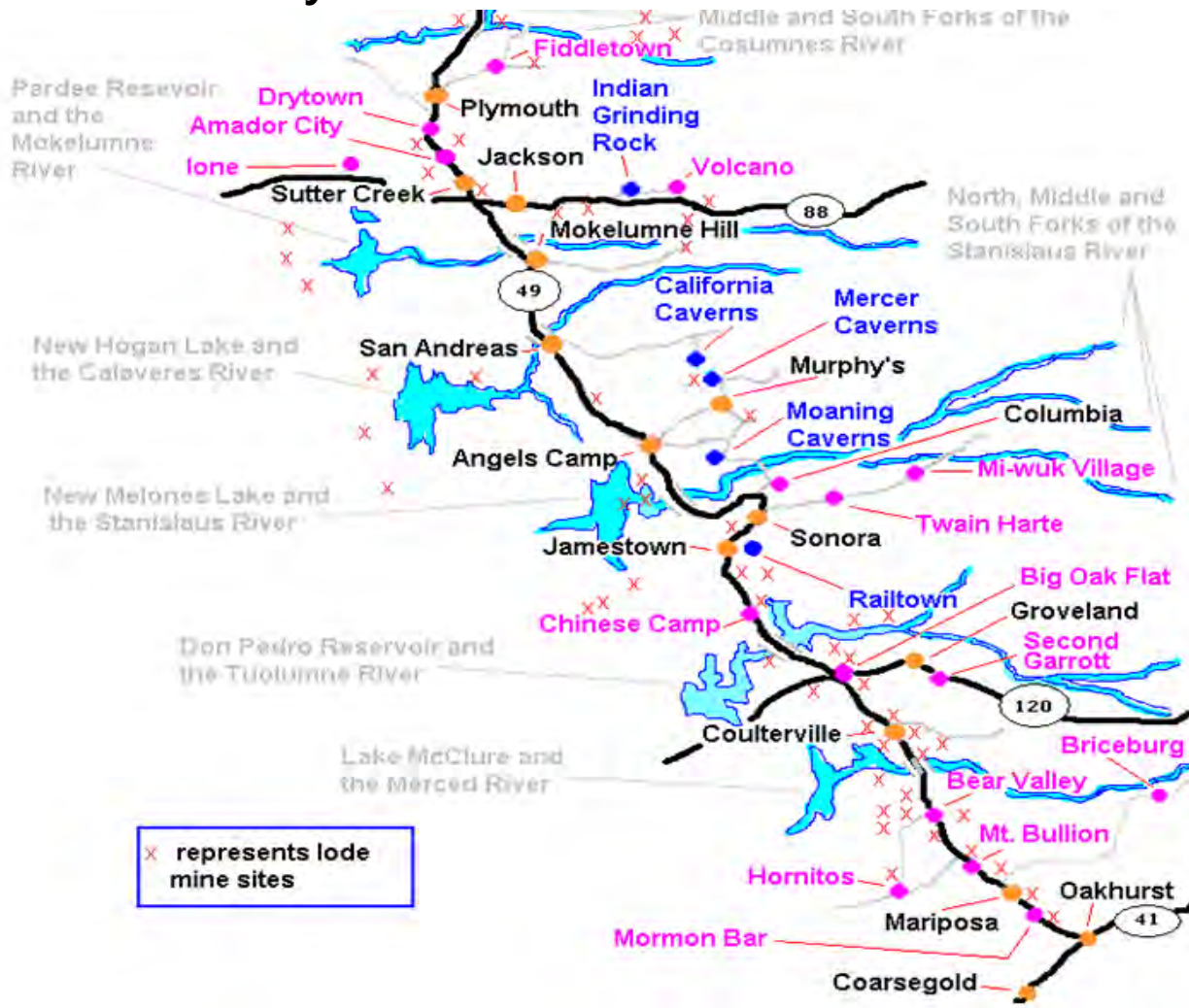
*Downtown Angels Camp
Columbia in the Fall (2)
Winery in October
Hanging Out on Main Street*



Google link to sign up for the Angels Camp

field trip: <https://docs.google.com/spreadsheets/d/1PRCQYte6H6PIP8N8h1aQfDyY1viW5b9GyXOTRMshU/edit?usp=sharing>

Goldrush Country



Along

Highway 49 in October





Upstairs Gallery Show Registration Guidelines Huntington Beach Central Library September 1-30, 2024

Theme of the Show: "Open" (any subject)

PSOC members (who are paid up for 2024) can submit **up to three (3) images**.

There will be an **entry fee of \$15 per image** to help cover the cost of the panel rental, library insurance, and PSOC reception.

Please mail your entry fee check (made out to PSOC) to Dan Anderson at 5051 Linda Circle, Huntington Beach CA 92649, or you can give Dan your check at one of the LENS or General Meetings through the month of August. Be sure to reference 'Library Show' on your check.

- 1. Black frames with white matting are preferred, but not mandatory. They must be wired for hanging.** Plexiglas is preferred, but glass can be used. If glass is used, it's the member's responsibility if any damages are incurred.

Note: If you would like to submit a non-framed image (*i.e.* frameless, metal, acrylic, canvas), please contact Kurt Bayless at kbayless123@gmail.com to confirm the type of non-framed image and hanging method (*i.e.* wire or hook).

2. Because of panel space limitations, we **recommend** that your framed images be *no larger than 24" x 30"*.
3. **The registration deadline is Friday-August 16th**. Please e-mail your photo information to Kurt Bayless at kbayless123@gmail.com for the exhibitor tags.
4. **PHOTO SUBSTITUTIONS WILL NOT BE ACCEPTED AFTER AUGUST 16th**. This is necessary because of the time it takes to work up the exhibitor tags.

PLEASE PROVIDE THE FOLLOWING INFORMATION IN YOUR REGISTRATION E-MAIL:


- a. Your full name.
- b. Number of images submitted (*up to 3 images*). **NOTE: Be sure to prioritize your images (1,2,3).**
- c. Title and Location of each image (*Example: "Half Dome" and "Yosemite National Park"*).
- d. Frame dimensions for each image.
- e. Cell phone number where you can be reached.
- f. Sale Price (if 'For Sale'), or "NFS" (if 'Not for Sale'), or "POR" (if 'Price on Request').
- g. **Drop off your images in the Upstairs Gallery on Saturday-August 31st between 9:00 am-5:00 pm**. *Note: The committee will be hanging the photographs on Sunday-September 1st.*
- h. **Pick up your images on Monday-September 30th between 1:00 pm-9:00 pm**.

We will have a RECEPTION with light refreshments on Saturday-September 14th from 6:30-8:30 pm in the Upstairs Gallery. PSOC members and their guests are cordially invited to attend.



Reception Invitation

**Photographic Society of Orange County
September 2024 Upstairs Gallery Show
Huntington Beach Central Library
7111 Talbert Avenue
Huntington Beach**



**Show Dates:
September 1-30, 2024**

PSOC members and their guests are cordially invited to attend the PSOC Reception being held in the Upstairs Gallery. Light refreshments (appetizers, wine, coffee, water) will be served. We hope to see you there.

Saturday, September 14th from 6:30 – 8:30 PM

This is your opportunity to see some great photography taken by fellow members of the Photographic Society of Orange County (PSOC).

Central Library hours:

Monday 1 PM - 9 PM

Tuesday - Thursday 9 AM - 9 PM

Friday 9 AM - 5 PM

Saturday 9 AM - 5 PM

Sunday 12 PM - 5 PM

#1 PHOTO DETAILS					
Photographer	Title	Location	Frame Size	Color or B&W	Price

#2 PHOTO DETAILS					
Photographer	Title	Location	Frame Size	Color or B&W	Price

#3 PHOTO DETAILS					
Photographer	Title	Location	Frame Size	Color or B&W	Price

NOTE 1: Please cut out and attach the completed entry forms to the back of your photographs. Be sure to identify your 1st, 2nd and 3rd images.

NOTE 2: Show PRICE (if 'For Sale'), NFS (if 'Not For Sale'), or POR (if 'Price On Request').

IT'S MOVIE NIGHT!!!

THURSDAY – SEPTEMBER 5th at 7:00 PM

@ The Fount Church

Come join PSOC for a fun evening “At the Movies!” The movie is “CHASING ICE.”

In the spring of 2005, acclaimed environmental photographer James Balog headed to the Arctic on a tricky assignment for National Geographic: to capture images to help tell the story of the Earth’s changing climate. Even with a scientific upbringing, Balog had been a skeptic about climate change. But that first trip north opened his eyes to the biggest story in human history and sparked a challenge within him that would put his career and his very well-being at risk.

‘Chasing Ice’ is the story of one man’s mission to change the tide of history by gathering undeniable evidence of our changing planet. Within months of that first trip to Iceland, the photographer conceived the boldest expedition of his life: “The Extreme Ice Survey.” With a band of young adventurers in tow, James Balog began deploying 25 revolutionary time-lapse cameras across the brutal Arctic to capture a 3-year record of the world’s changing glaciers.

As the debate polarizes America and the intensity of natural disasters ramps up globally, James Balog finds himself at the end of his tether. Battling untested technology in subzero conditions, he comes face to face with his own mortality. It takes years for Balog to see the fruits of his labor. His hauntingly beautiful videos compress years into seconds and capture ancient mountains of ice in motion as they disappear at a breathtaking rate. ‘Chasing Ice’ depicts an acclaimed photographer trying to deliver evidence and hope to our carbon-powered planet.



Enjoy some **POPCORN** while you watch the movie!

ACCOMPLISHMENTS

Our Members Have Been Busy with Great Accomplishments

Carol Calkins: One main page photo in September and 1 inset photo in July in the 2024 Bolsa Chica Conservancy Calendar.

Cheryl Del Toro

Cheryl sold a greeting card photograph titled “Hollywood Hills After Dark” through Fine Art America.

Bernd Steinebrunner: In December, he was awarded three Honorable Mentions in the International Color Photography Competition ‘**Chromatic Awards**’ - Under People, Landscape and Animals and Wildlife. See Bernd’s website of his recent **Books and Awards**

President’s note: The Chromatic Awards site is worth the time to gain inspiration and examples of excellent Photography

JOURNEY TO THE JUNGLE
(Published in 2023 – For Sale on Amazon)



I had the opportunity to experience the immense biodiversity of Costa Rica. I captured photographs of the wildlife I encountered in their natural habitat, ranging from crocodiles to snakes, monkeys, countless birds, and iguanas.

<https://www.bestphotogallery.com/Publications>

Eileen Rizzacasa: Two main page photos in August and October in the 2024 Bolsa Chica Conservancy Calendar, and one photo in the 2024 Wings Over Bolsa Calendar. She also has two photographs of Bald Eagles in the Bolsa Chica Land Trust’s Spring issue.

Kurt Bayless: One main page photo in February and one inset photo in August in the 2024 Bolsa Chica Conservancy Calendar, and 3 photos in the 2024 Wings Over Bolsa Calendar.

Dan Anderson: 1st Place Cash Award a photograph on display in the Cypress Art League Art Exhibition.

Cheryl Del Toro

Cheryl's Teton Sunrise photograph was accepted into the Irvine Fine Arts Center Exhibition from July 6th-September 28th.



IRVINE FINE ARTS CENTER
14321 Yale Ave.
Irvine, CA 92604
949-724-6880

Hours of Operation
Monday-Thursday
10 a.m. - 9 p.m.
Friday 10 a.m - 5:00 p.m.
Sunday Closed



TETON SUNRISE

Photo by Cheryl Del Toro
cheryl-del-toro.pixels.com

Exhibition: July 6 – September 28, 2024

**Opening Reception: Saturday,
July 6, 2-4 p.m.**

2024 OC Fair PSOC Accepted Entries and Award Winners

Photography & Fine Art Categories

Award Winners

Dan Anderson (2 photos)

Deborah Anne (5 paintings)

Dennis Barnes (2 photos)

2nd Place (CL. 520, B&W, Non-Domestic Animals)

Donna Stogner (1 photo)

Eric Stogner (2 photos)

Jared Stuhlmiller (4 photos)

Jeff Goldfarb (3 photos)

Jennie Breeze (2 photos)

Jo Ann Johnson (2 photos)

Kurt Bayless (1 photo)

Lee Gillham (2 photos)

3rd Place (CL. 523, Color, Plants, Macro)

Linda Calkins (2 photos)

Marilyn Hettick (4 photos)

Nancy Phillips (1 photo)

Honorable Mention (CL. 520, B&W, Things)

Norm Johnson (2 photos)

Ronan Murray (5 photos)

1st Place (CL. 520, B&W, Things)

Susan Bouet (4 photos)

Total Accepted Entries: 44

Total Members: 17

Total Award Winners: 4




PICTURE THIS


Meet: Wolfgang Tillmans

Wolfgang Tillmans is a German photographer whose diverse body of work is distinguished by observation of his surroundings and an ongoing investigation of the photographic medium's foundations.

Tillmans was the first photographer, and first non-British person, to be awarded the Turner Prize. He has been the subject of large-scale retrospectives at the Museum of Modern Art, Tate Modern and Moderna Museet. In 2023, Tillmans was named one of the most influential people in the world by Time.^[1] He lives in Berlin and London.



Freischwimmer 26



Paper Drop



Suggested PSOC Critique Guidelines

PSOC was founded as a platform for image sharing and supportive self-improvement. With the expanded utilization of outside professional photographers to critique the members' submitted images, that mission has evolved into a shared desire to become more proficient in the art and craft of photography.

It is the responsibility of those who critique to foster that desire and encourage and **teach** the members through that critique. The critique should be a careful review of the images accompanied by an **opinion** regarding the overall strength of the image, as well as an **opinion** regarding the artistic and technical aspects of the image presented. Although the spectrum of photographers showing images includes beginners as well as some who are very advanced, learning and growth should be encouraged at all levels. The following guidelines have been formulated to bring a consistency of format to the critiques. These are not checklists, just suggestions to help the critiquers help our members improve their photographic craft.

1. What is your overall first impression? What impact does the image have for you? What do you like about the photograph? **Be concise**. Remember you are teaching *all* the members as well as the contributing photographer.
2. What **constructive** comments can you make? How does the composition and framing work? How does your eye take in the elements of the image? What gets your attention, and why? Note use of techniques like "rule" of thirds, leading lines, framing, patterns, lighting choices, and other visual elements. What helpful comments can you make?
3. How do you see the technical and processing factors contributing to the image? This may include perspective, exposure, highlight detail, shadow detail, bright and dark areas, contrast; processing of color or black and white, luminescence, contrast, vignetting, dodging, burning, and cropping.
4. Make it clear that your comments are all **your opinion** on how **you** might do it differently, based on your experience, personal style, vision, and processing preferences. Other artists/photographers may often see the image differently.
5. How might you encourage the photographer? Remember, the photographer has a reason to show this work and obviously feels good about it. **You are encouraged to ask the photographer to comment on what they were seeing and expressing in the image. We would also like you to encourage the members in attendance to participate through questions and comments.**
6. Although the title slide for each member's submittal does not need to be critiqued, an outstanding title image can be *quickly* noted.
7. **Please be concise in your comments.** The meetings are scheduled for two hours, and there can often be well over 100 images submitted.

WALL HANGERS



Annette Globits



Elaine Dees




Eroc Stogner



George Stengel



Mike Whitemore



Rosario Yeung-Lindquist



Lee Gillham



Steve Lichtenberger