

PRESIDENT'S LETTER; FEBRUARY 2024



It is my pleasure to announce the election of Susan Bouet to the PSOC board! Susan has been doing a great job managing membership information and the welcome table at our meetings. She wants to get more involved, and we welcome her to the board.

At our January LENS meeting Joanna Conner provided us with an insight into what Artificial Intelligence, "AI," can do from a photography viewpoint. It is quite amazing how fast it is developing. At the June LENS meeting, Joanna will present a follow-up look at the most useful aspects of AI for photographers.

We encourage you to make a habit of reading the newsletter in the first week of each month. It is our primary means of communication regarding everything that goes on in the PSOC. This month we are sending the newsletter to all members via email, in addition to having it on the website.

The PSOC website is at [PSOC Main ~ Photographic Society of Orange County](#) . While you are on the website, take some time to explore it. You will find information on our calendar of events and our programs, such as "Members Helping Members" mentoring, PSOC Facebook, members' photo galleries and personal website links, and our SmugMug account where all pictures from monthly critiques are kept for your viewing. PSOC SmugMug is at: <https://psocphotography.smugmug.com/> The password is "psoc2021".

Please let me know if you would like to get more involved with PSOC by working on a committee or in any other way. You will find that the more you are involved, the more you can enjoy your membership. Look up our organization's structure on the website.

Kurt Bayless found out that San Diego Wild Animal Safari Park admission is free for seniors (65+) during the month of February. See <https://sdzsafaripark.org/seniors-free> . PSOC seniors might want to include a visit in conjunction with our San Luis Rey field trip.

2024 will be another great year of developing our friendships and enjoying and improving our photography together.

Mike

TABLE OF CONTENTS

President's Letter	1
Table of Contents.....	2
Monthly Events – Meetings, Assignment & Field Trip.....	3
2024 PSOC Calendar of Events & What to Show	4-5
February Shooting Assignment – Shadows & Silhouettes.	6-7
February Field Trip – Mission San Luis Rey.....	8-11
March Shooting Assignment – Creative Perspectives	12-13
March Field Trip – Downtown LA via Blue Line	14-17
Spring Overnight Field Trip – Santa Barbara.....	18-27
Member Celebrations – Congratulations	28-29
Picture This.....	30
Photo Critique Guideline	31
Wall Hangers - 2023 Member Photographs	32

MONTHLY MEETINGS

FEBRUARY LENS MEETING INFO Thursday: February 15, 2024 @ 7:00 PM

Travel Photography as Fine Art will be the topic for this month's LENS meeting. **Lee Sie** will present.

FEBRUARY GENERAL MEETING INFO Thursday: February 22, 2024 @ 7:00 PM

The General Meeting will be held on January 25, 2024 at 7:00 p.m. **Details** will be the topic to show for critique. Pictures from **Nethercutt Auto Museum** field trip or other images in the category will be shown and critiqued. **Art Ramirez** will critique the images presented.

PLEASE NOTE: All Members in good standing are encouraged to email up to three images, plus a title photo, to the Digital Show Team at PSOCphoto@gmail.com on or before Tuesday, 6:00 p.m. the week of the show. The deadline is important because the Digital Show Team needs time to prepare all the images for showing. For instructions on submitting your images, see "Digital Files" at our PSOC website. Images must comply with instructions to fit our digital media. Images late or not in compliance will be returned with an explanation.

FEBRUARY 2024 ASSIGNMENT – SHADOWS AND SILHOUETTES

Shadows are found wherever you find strong light. Silhouettes occur when the ambient light is low and the background light is stronger.

See **Mike Whitmore's** attached **write-up** for great ideas.

FEBRUARY 25, 2024 FIELD TRIP – MISSION SAN LUIS REY AND OCEANSIDE

This field trip will add to your opportunity to find great shots.

2024 PSOC CALENDAR OF EVENTS

JANUARY						
S	M	T	W	Th	F	S
	1	2	3	4	5	6
7	8	9	10	11	12	13
14	15	16	17	18	19	20
21	22	23	24	25	26	27
28	29	30	31			

01 New Year's Day
 15 M.L. King Day
 18 LENS Meeting
 25 General Meeting
 27 Jan Field Trip – Nethercutt Museum (Sat)
 ## Jan Assignment – Details

JULY						
S	M	T	W	Th	F	S
	1	2	3	4	5	6
7	8	9	10	11	12	13
14	15	16	17	18	19	20
21	22	23	24	25	26	27
28	29	30	31			

04 Independence Day
 18 LENS Meeting
 25 General Meeting
 20 PSOC Picnic – Next to Greenbrook clubhouse (Sat)
 ## Jul Assignment – "Open Theme" in three (3) pictures

FEBRUARY						
S	M	T	W	Th	F	S
				1	2	3
4	5	6	7	8	9	10
11	12	13	14	15	16	17
18	19	20	21	22	23	24
25	26	27	28	29		

14 Valentine's Day
 19 Presidents Day
 15 LENS Meeting
 22 General Meeting
 25 Feb Field Trip-Mission San Luis Rey & Oceanside (Sun)
 ## Feb Assignment – Shadows & Silhouettes

AUGUST						
S	M	T	W	Th	F	S
				1	2	3
4	5	6	7	8	9	10
11	12	13	14	15	16	17
18	19	20	21	22	23	24
25	26	27	28	29	30	31

18 Nat'l Animal Foster Day
 15 LENS Meeting
 22 General Meeting
 25 Aug Field Trip – San Juan Capistrano (Sun)
 ## Aug Assignment – Aquatic Life

MARCH						
S	M	T	W	Th	F	S
					1	2
3	4	5	6	7	8	9
10	11	12	13	14	15	16
17	18	19	20	21	22	23
24	25	26	27	28	29	30
31						

29 Good Friday
 31 Easter Sunday
 21 LENS Meeting
 28 General Meeting
 23 Mar Field Trip – DTLA via Blue Line (Sat)
 ## Mar Assignment – Creative Perspectives

SEPTEMBER						
S	M	T	W	Th	F	S
				5	6	7
8	9	10	11	12	13	14
15	16	17	18	19	20	21
22	23	24	25	26	27	28
29	30					

1-30 PSOC Library Show
 14 Library Reception (Sat)
 02 Labor Day
 05 "MOVIE NIGHT"
 19 LENS Meeting
 26 General Meeting
 Aug 31 Sep Field Trip – H.B. Civil War Reenact. (Sat)
 ## Sep Assignment – Black & White

APRIL						
S	M	T	W	Th	F	S
	1	2	3	4	5	6
7	8	9	10	11	12	13
14	15	16	17	18	19	20
21	22	23	24	25	26	27
28	29	30				

22 Earth Day
 18 LENS Meeting
 25 General Meeting
 24 Apr Field Trip – Huntington Library & Gardens (Wed)
 ## Apr Assignment – Painterly Effects
 April 11-14 – Field Trip to Santa Barbara, CA

OCTOBER						
S	M	T	W	Th	F	S
		1	2	3	4	5
6	7	8	9	10	11	12
13	14	15	16	17	18	19
20	21	22	23	24	25	26
27	28	29	30	31		

03,12 Rosh Hashanah, Yom Kippur
 14 Indigenous Peoples Day
 31 Halloween
 17 LENS Meeting
 24 General Meeting
 20 Oct Field Trip – Old Towne San Diego (Sun)
 ## Oct Assignment – Minimalist Compositions
 October 10-13 – Field Trip to Angels Camp, CA

MAY						
S	M	T	W	Th	F	S
			1	2	3	4
5	6	7	8	9	10	11
12	13	14	15	16	17	18
19	20	21	22	23	24	25
26	27	28	29	30	31	

12 Mother's Day
 27 Memorial Day
 16 LENS Meeting
 23 General Meeting
 18 May Field Trip – San Joaquin Wild. Sanc. (Sat)
 ## May Assignment – Wildlife, Animals & Creatures

NOVEMBER						
S	M	T	W	Th	F	S
					1	2
3	4	5	6	7	8	9
10	11	12	13	14	15	16
17	18	19	20	21	22	23
24	25	26	27	28	29	30

11 Veterans Day
 28 Thanksgiving Day
 07 LENS Meeting
 21 General Meeting
 13 Nov Field Trip – Laguna Beach & Crystal Cove (Wed)
 ## Nov Assignment – Night Photography

JUNE						
S	M	T	W	Th	F	S
						1
2	3	4	5	6	7	8
9	10	11	12	13	14	15
16	17	18	19	20	21	22
23	24	25	26	27	28	29
30						

16 Father's Day
 19 Juneteenth
 20 LENS Meeting
 27 General Meeting
 12 Jun Field Trip-Sherman Library & Gardens (Wed)
 ## Jun Assignment – Flowers & Flora

DECEMBER						
S	M	T	W	Th	F	S
				5	6	7
8	9	10	11	12	13	14
15	16	17	18	19	20	21
22	23	24	25	26	27	28
29	30	31				

NO LENS OR GENERAL MTGS.
 25 Christmas Day
 26 Hanukkah & Kwanzaa
 05 PSOC Holiday Party – Show candid shots of members in 2024
 Jan. 23, 2025 General Mtg.: Show Laguna Beach & Crystal Cove field trip and Night Photography assignment

2024 PSOC... What to Show at General Meetings

This chart shows the dates of general meetings and what to show at each meeting. Pictures for any assignment can be taken anytime during the year-end 2023 and year 2024, as long as the images fit the assignment for the meeting in which you are showing them. We ask members to submit current work for the meeting critiques. Assignments are planned so as to be coordinated with field trip locations. Pictures taken on field trips need not be assignment-related in order to be shown for critique at the meetings.

<u>DATE OF MEETING</u>	<u>FIELD TRIP TO SHOW</u>	<u>ASSIGNMENT TO SHOW</u>
January 25th	Shoreline Village/Queen Mary/ Aquarium of the Pacific	Qualities of Light & Shadow
February 22nd	Nethercutt Museum & Collections	Details
March 28th	Mission San Luis Rey & Oceanside	Shadows & Silhouettes
April 25th	Downtown Los Angeles (via Blue Line)	Creative Perspectives
May 23rd	Huntington Library & Gardens <i>AND</i> <u>Spring Overnight Trip - Santa Barbara</u>	Painterly Effects
June 27th	San Joaquin Wildlife Sanctuary	Wildlife, Animals & Creatures
July 25th	Sherman Library & Gardens	Flowers & Flora
August 22nd	PSOC Picnic (by Greenbrook Clubhouse)	"Open Theme" in 3 pictures
September 26th	San Juan Capistrano	Aquatic Life
October 24th	H.B. Civil War Reenactment	Black & White
November 21st	Old Towne San Diego (Dia Los Diablos) <i>AND</i> <u>Fall Overnight Trip - Angels Camp</u>	Minimalist Compositions
December 5th	PSOC Holiday Party (Greenbrook Clubhouse)	Candid shots of PSOC members on field trips & other events in 2024
Jan. 23, 2025	Laguna Beach & Crystal Cove	Night Photography

Shadows and Silhouettes

By Mike Whitmore

This assignment is all about light and form. Think of ways that you can use shadows and silhouettes to create impact in your photograph. Shadows are found wherever you find strong light. They vary according to the direction and intensity of the light falling on the object making a shadow. They can be found or created in many variations. Silhouettes occur when the ambient light is low and the background light is stronger.

Experiment with both color and black & white renditions of your photograph. Dodging and burning in processing can be very effective to increase the impact of the lighting.

Shadows - You can find shadows whenever the light is strong. Shadows depend on the direction of the main light source and the perspective from which you are taking the photograph. The variations that are possible and are practically unlimited. You can include the subject and its shadow. You can photograph just the shadow being created and use it as your subject. You can also photograph the effect of a shadow falling on your subject. The possibilities and combinations go on and on. It is a challenge to create or find photogenic shadow circumstances. It can also be fun to create shadow situations that have impact.

Silhouettes - A good time to do silhouettes is late in the day near sunset when the lighting on your subject is dim but the backlight is strong. Pick an interesting subject and wait for the shape, form, and action to excite you. A minimalist approach works well for the subject. Pay close attention to possible distractions so that your subject stands out against the background lighting. Exposure is based on the background, not the subject. You want the subject to be black against a well exposed background. This can be done by metering the bright area in the background, then holding the shutter down halfway until you reposition the viewfinder composition. Manual metering also works well for this.

Here are some of my examples.





Here are some websites that may be helpful for you:

[Darren Rowse](https://digital-photography-school.com/how-to-photograph-silhouettes/) at the Digital Photography School has a good **tutorial on Silhouettes** at:
<https://digital-photography-school.com/how-to-photograph-silhouettes/>

Pie Jersa provides many **tips and ideas** at: [Shadow Photography Ideas, Tips and Examples - 42 West, the Adorama Learning Center](#) .

Diane Miller has put together **650 examples** on Pinterest to get you thinking creatively at: [650 Shadows & Silhouettes ideas | shadow silhouette, photography, shoot the moon \(pinterest.com\)](#)



Photo: Kurt Bayless

Sunday, February 25, 2024 Field Trip

Mission San Luis Rey and Oceanside

Shooting Assignment: Shadows and Silhouettes

Carpool: Meet at 9:30 a.m. at the south end of the parking lot located on the northeast corner of Beach Boulevard and Stark Drive, Huntington Beach. **Directions:** Take I 405/I 5 S past Camp Pendleton to Exit 54A, CA 76 E/San Luis Rey Mission Expressway. Exit San Luis Rey Avenue to the Mission.

Lunch: 12:00 noon at **San Luis Rey Bakery Restaurant**, 490 N El Camino Real (next to the Mission, west side, about a 5-minute walk from the Mission church.)

Mission Hours: 8:00 am – 4:00 pm

Mission Costs for Self-guided tours:

Adults: \$8.00, Seniors: \$5.00

Note: A small community of Franciscan Friars now live on the property which also serves as a Retreat Center. Access to the rose garden and ancient pepper tree is no longer permitted.

Photography: “Personal, individual or small group photography and videography is allowed by visitors in the front of the Mission, inside the historic church and in the museum, so long as pathways aren’t restricted, other visitors aren’t disturbed and tripods and reflective materials aren’t used.” For complete details, check the website below: <https://www.sanluisrey.org/about/photography-policy>



Photo: Mike Whitmore

Points of interest: “The Historic Mission Church, standing since 1815, with its unique Spanish and Native decorative designs; the Lavanderia, an intricate water system where Indian neophytes



washed their clothes; the brick kiln where the adobe bricks were fired; ruins of the Soldiers' Barracks rising from the original stone foundation; the Indian monument featured in the oldest Cemetery in North County; and Mission Quadrangle where the **oldest Pepper Tree in California** was planted in 1830 and still survives today.”

Photo: Mike Whitmore

Oceanside Points of Interest: For other photo opportunities consider traveling southwest on Mission Avenue to the coast where you can visit Oceanside Pier and also Harbor Village. Don't miss the **Top Gun House** across from the pier. Parking is limited on a busy weekend. There is, however, free parking at the Oceanside Transportation Center.




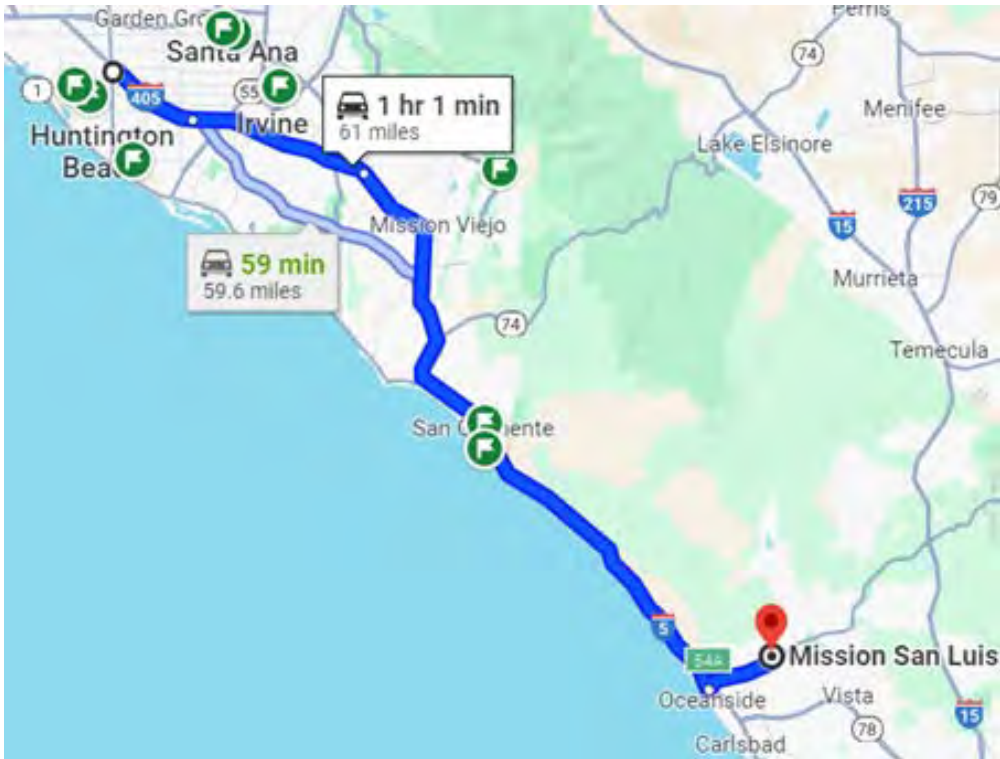
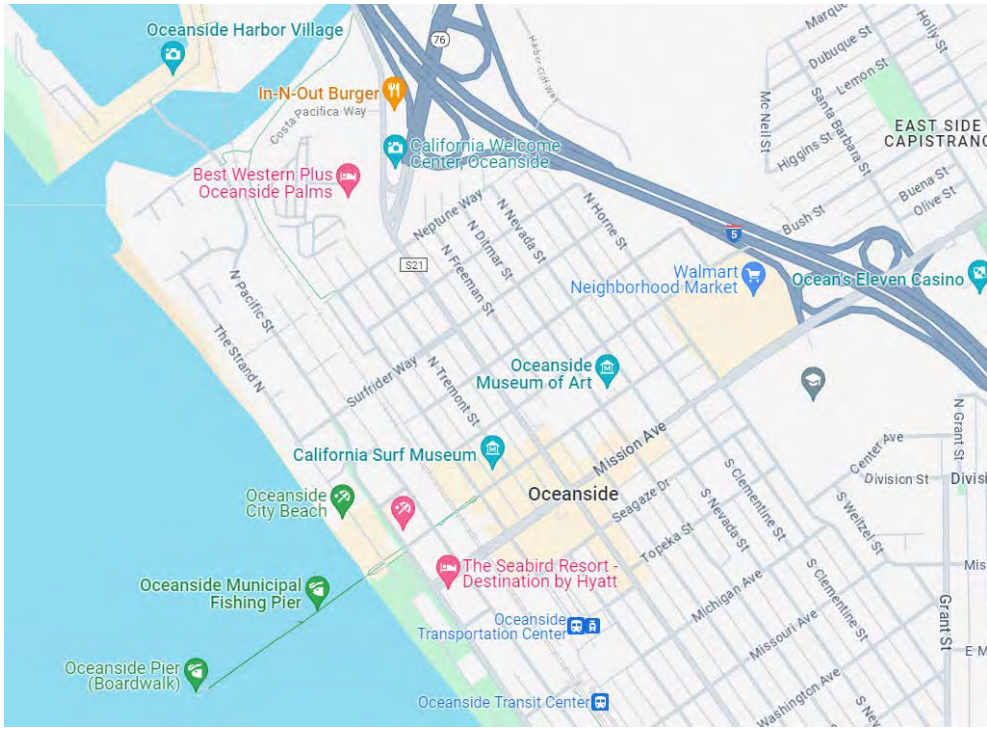
Photo: Kurt Bayless



Photo: Mike Whitmore



Photo: Kurt Bayless



March Assignment - Creative Perspectives

By Charlie Hunt with input from Mike Whitmore
(To be shown at the April 2024 general meeting)

Effective **Perspective Photography** takes what would be a two-dimensional viewpoint picture and, using the spatial relationship of the subjects/objects, create the feeling of three-dimension. Thus, giving an inspirational depth to the image. Another way of thinking about perspective photography is to consider the visual story you are facing.

Mike Whitmore has shown to have a great eye in capturing different perspectives in his phototherapy. In a previous assignment, he wrote the following:

Think of a creative and unusual perspective when you look into your viewfinder this month and think about how to create a very different and interesting perspective from which to shoot. Consider a more unique way to see your subject.

This could be simply getting your camera down to ground level and looking up. It might be to get high and look down or to get close with a wide-angle lens and distort the perspective.

Professional photographer and storyteller, Nathan Lee Allen, published an article on the Adorama website. He discusses more of the technical aspects of perspective photography. Use the link below to see his article and work.

[Perspective in photography is defined, greater depth to your images.](#)



By Nancy Philips



By Glen Buto



By Charlie Hunt



By Charlie Hunt

Field Trip - Downtown Los Angeles via Blue Line



Saturday, March 23, 2024

Assignment - *Creative Perspectives*

By Linda Calkins

Carpooling

We will meet at in the south end of the AAA parking lot at the corner of Beach Blvd. and Stark St. in Huntington Beach. Please be there by 8:00 am. We will then proceed to Long Beach (Willow Street Station) to pick up the Metro Blue Line to downtown Los Angeles. Details are on the 2nd page for using the ***Blue Line***.

There are many things and locations to explore in downtown Los Angeles. Drop off point will be Pershing Square in downtown LA. Suggestions of places to photograph are:

Pershing Square

Pershing Square is located in the heart of downtown Los Angeles at 532 S. Olive St. The Square is a public place that allows community members and visitors to sit, talk, meet up and relax in the middle of the town. The square is made up of hard-scapes and grass areas that offer an area for concerts, gatherings. decorated with fountains, monuments, statues, and a large seating platform.

Angels Flight Railway

The Railway's Top Station is located at California Plaza, 350 South Grand Avenue, Los Angeles 90071. Open every day from 6:45 am to 10:00 pm, including weekends and holidays.

The Lower Entrance is located at 351 South Hill Street, Los Angeles 90013, across from Grand Central Market. The fare is \$1.00 each way, and you can purchase a souvenir round-trip ticket for \$2.00 to take a piece of history home with you.

<https://www.angelsflight.org/>

A \$0.50 Metro fare discount is available for *TAP Card* users with 'Stored Value' for a one-way trip. You will need to tap your valid TAP Card on the validator located at the Angels Flight® Station House to be granted the discount. TAP cardholders must load 'Stored Value' to ride.

Photos, courtesy of Kurt Bayless

Grand Central Market

A large open-air market offering fruits, vegetables, meat, poultry, fish, gift shops, snacks and restaurants. Open every day.

Admission: Free + Options

Address: 317 South Broadway, Los Angeles, California 90013

The Biltmore Hotel, a classic hotel that's over 100 years old.

Olvera Street

if you haven't been, it's a historic pedestrian street in El Pueblo de Los Angeles (across from Union Station). There are many interesting things to see and purchase. A short bus ride is \$1.00-\$2.00 dollars each way.

Bradbury Building

Built in 1893, the five-story office building is best known for it's extraordinary skylit atrium of access walkways, stairs and elevators, and their ornate ironwork. It's an architectural landmark in downtown Los Angeles.

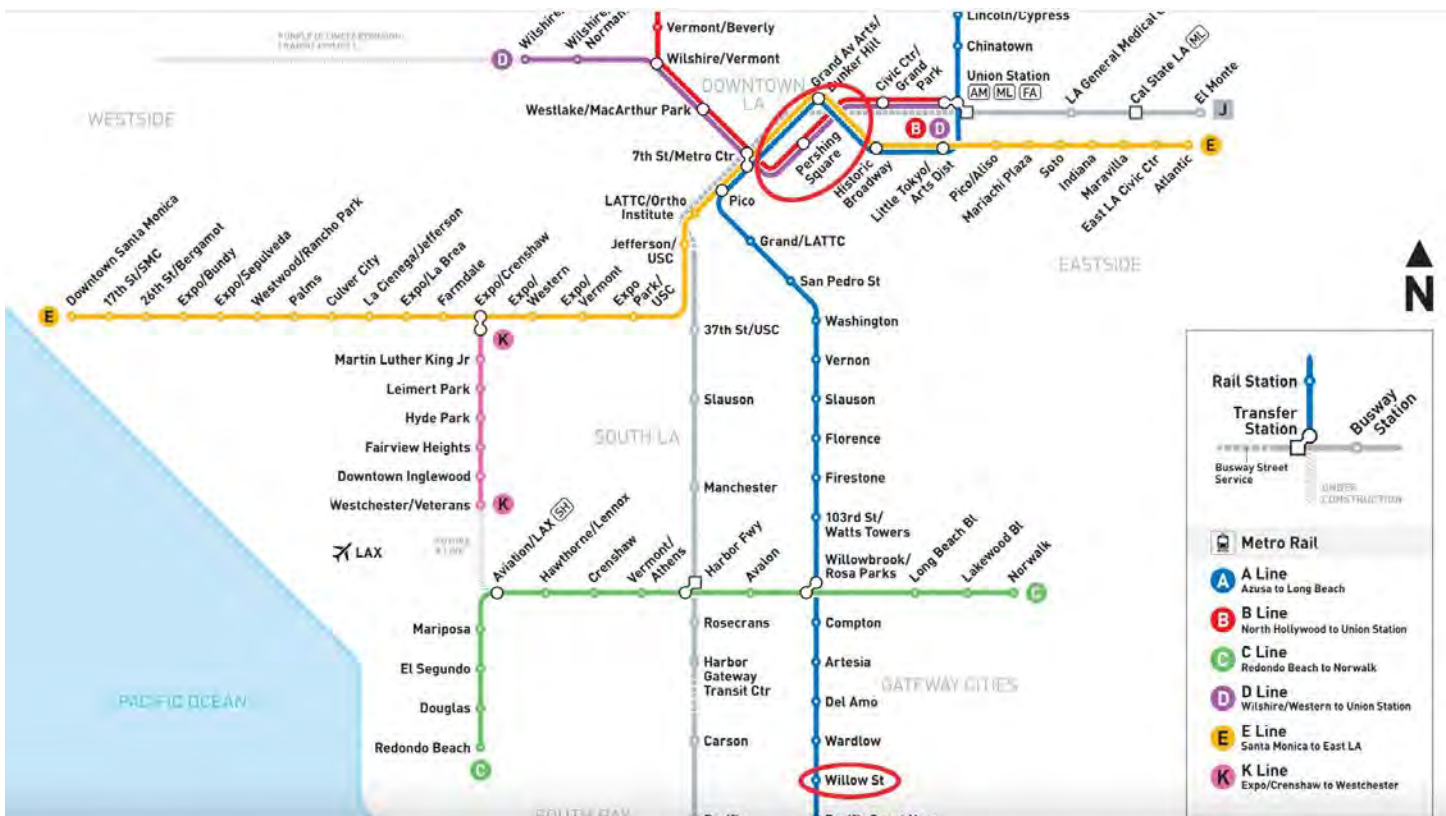
Little Tokyo

Also known as Little Tokyo Historic District, is an ethnically Japanese-American district in downtown Los Angeles and the heart of the largest Japanese-American population in North America. Little Tokyo is actually **only one of three official Japanese towns in the U.S.**, which makes this area very special. The Japanese-American National Museum is also located in this area. Walk is about 20 minutes away.



Metro

Blue Line Metro to Los Angeles from Long Beach.



Long Beach departure location is: **Willow Street Station. Address:** 2750 American Ave., Long Beach, CA

“Free” Parking

Take A Line -Train to **Pershing Square**. Train leaves every 8 mins. Travel time about 50 minutes
Fare one-way: Seniors 62+: \$.75 each way; Regular fare: \$1.00 each way

Note: You will need to purchase a **TAP Card** for traveling on the Metro Line. *Cash is not accepted on the train.* Stations are in the parking lot and will take cash, debit or credit card.

Train travel back to Long Beach, fare is the same and runs every 8 mins.

Lunch: Hilltop Coffee + Kitchen

Meet at 12:30 pm

Address: 718 S. Hill Street, Los Angeles, CA

Phone: 213-265-7636

Hours: 8:00 am - 3:00 pm

* *All Day Brunch on Saturday & Sunday*

Website: findyourhilltop.com



Websites to check out:

Pershing Square

<https://www.laparks.org/pershingsquare/>

Chinatown

<https://www.discoverlosangeles.com/things-to-do/the-guide-to-chinatown-in-los-angeles>

Little Tokyo

https://www.tripadvisor.com/Attraction_Review-g32655-d144151-Reviews-Little_Tokyo-Los_Angeles_California.html

Bradbury Building

<https://www.laconservancy.org/learn/historic-places/bradbury-building/>

Olvera Street

<https://www.discoverlosangeles.com/things-to-do/discover-olvera-street-and-historic-el-pueblo-de-los-angeles>

Grand Central Market

<https://grandcentralmarket.com/>

Angels Flight

<https://www.angelsflight.org/>

Union Station - DTLA

<https://www.unionstationla.com/>

Walt Disney Concert Hall

<https://www.musiccenter.org/visit-explore/visit-explore/campus/walt-disney-concert-hall/>

The Broad Museum

<https://www.thebroad.org/about>

These are a few suggestions for you to explore. Enjoy your day in LA!

SPRING 2024 OVERNIGHT FIELD TRIP TO SANTA BARBARA - April 11th – 14th



View of Santa Barbara Harbor (photo by Kurt Bayless)

PSOC will be staying at the **SANDPIPER LODGE** located at 3525 State Street, Santa Barbara, CA 93405. For room reservations, please call **(805) 687-5326**. PSOC reserved a block of 15 rooms (8 king and 7 double queen). For the **Deluxe King Bed**, the total for 3 nights is **\$589.38 (taxes included)**. For the **Deluxe 2 Queen Beds**, the total for 3 nights is **\$623.58 (taxes included)**. When making your room reservation, be sure to tell them you are with PSOC so you can get our special group rate. The PSOC block of rooms will be available to members until March 31, 2024. You can cancel your reservation without penalty up to 48 hours before arrival. A continental breakfast is served daily from 6:30-10:00 am. Heated pool/spa and fitness center.

Check-In: 3:00 pm / Check-Out: 11:00 am. Sandpiper Lodge website:
www.sandpiperlodge.com



View from Stearns Wharf (photo by Kurt Bayless)

For our Group Dinner, we will meet at **Harry's Plaza Cafe** on **Friday-April 12th at 6:00 pm**. They're located at 3313-B State Street in Loreto Plaza (2 blocks east of the Sandpiper Lodge). Phone: **(805) 687-2800**.

Harry Davis opened the Santa Barbara eatery in 1968 to begin what would become an enduring tradition of serving American comfort food, beer, wine, and cocktails in an old-time relaxed and comfortable venue. They have both indoor and outdoor dining.

Harry's Plaza Café menu: <https://www.harrysplazacafe.com/dine-in/>



Solvang Windmill (photo by Nancy Whitmore)



Santa Barbara Trolley Tour

Things to see and do in the Santa Barbara and Santa Ynez Valley areas:

1. **Santa Barbara Trolley Tour** - Visitors who want a quick, fun overview of Santa Barbara's highlights will love this 90-minute trolley tour of the American Riviera.

Drive past landmarks like the Courthouse, the Zoo, the Old Mission, and the Museum of Natural History. Cost is \$30 for adults.

Website: <https://sbrolley.com/about-santa-barbaras-original-trolley-tour/>

2. **Old Mission Santa Barbara** - Known as the "Queen of the Missions," Old Mission Santa Barbara is a stunning piece of California's history. The candy-colored pink and white facade of the Mission is a sight to behold. Explore the beautiful gardens, the historic cemetery, and the museum that houses artifacts from the Mission's past.

Website: <https://santabarbaraca.com/businesses/old-mission-santa-barbara/>



Old Mission Santa Barbara

3. **Santa Barbara County Courthouse** – It's a testament to the city's rich architectural heritage. This Spanish-Moorish building, often hailed as one of the most beautiful government buildings in the USA, is a sight to behold. Climb up the clock tower for a panoramic view of the city, or simply stroll around the sunken gardens.

Website: <https://santabarbaraca.com/businesses/santa-barbara-county-courthouse/>



Santa Barbara County Courthouse

-
4. **Santa Barbara Botanical Gardens** – It's a nature lover's paradise. Spread over 78 acres, the garden is home to a diverse range of California's native plants. With five miles of walking trails, you can explore the gardens at your own pace, taking in the stunning views of the coast and mountains.

Website: <https://sbotanicgarden.org/>



Santa Barbara Botanical Gardens

5. **El Presidio de Santa Barbara** – It's a state historic park that encompasses six acres and multiple buildings. The park's buildings were originally constructed in 1782 as a Spanish military settlement. Today, people visit to learn about the region's Spanish Colonial past, as well as the Chumash Indians who lived in the area for thousands of years.
- Website: <https://www.sbthp.org/presidio>



El Presidio de Santa Barbara

6. **Santa Barbara Zoo** – Situated on 30 acres, the Santa Barbara Zoo is located on a hill that boasts spectacular views of the Pacific Ocean. Although smaller than many other California zoos like the renowned San Diego Zoo, the Santa Barbara Zoo is highly respected for its diverse array of creatures on display. It's home to 146 species of mammals, reptiles, birds and insects. Come face to face with animals like Asian elephants, snow leopards, and lowland gorillas. Admission: Adults \$25. Parking: \$11 per vehicle (carpooling recommended). Hours Open: 9:30 am-5:00 pm daily. Website: <https://www.sbzoo.org/visit-the-santa-barbara-zoo/>



Santa Barbara Zoo



Zoo Map

7. **Santa Barbara Wine Country Tours** - Discover Santa Ynez Valley with a friendly and professional guide! Pick from the three most popular tours — Wine Country by Bike, Tasty Cupcake and Wine

Tour, and our popular Santa Ynez Valley Tour. Start your day with door-to-door shuttle pick up from Santa Barbara or Santa Ynez. All trips include a gourmet lunch served in the shade of a winery or park.

Website: https://www.visitsyv.com/santa-barbara-wine-country-tours/?gclid=EAIaIQobChMIIsu3l776IgwMV9NTCBB1Z8gAxEAAYBiAAEgJmFfd_BwE



Santa Inez Valley Vineyards

8. **Things to do in Solvang** - If you're looking for a unique getaway, the historic Danish village of Solvang offers the best of the Santa Ynez Valley and **Santa Barbara wine country** in a relaxed and peaceful setting. Indulge in authentic Danish pastries at our world-famous bakeries. Stroll through the village and admire the old-world European architecture, plus, find the perfect souvenir at a variety of charming boutiques and shops. A ride on the Solvang trolley is a must for families. This historic, wooden, horse-drawn streetcar, is just one example of Solvang's rich cultural heritage and offerings.

Website: <https://solvangusa.com/>



Solvang Inn

Other Websites To Check Out:

Santa Barbara Maritime Museum - <https://sbmm.org/>

Lotusland Gardens in Montecito - <https://www.lotusland.org/>

Santa Barbara Chromatic Gate - <http://www.seecalifornia.com/art/santa-barbara-chromatic-gate.html>

Santa Barbara Museum of Art - <https://santabarbaraca.com/businesses/santa-barbara-museum-of-art/>

Santa Barbara Red Tile Walking Tour - <https://santabarbaraca.com/itinerary/red-tile-walking-tour/>

Nojoqui Falls Park in Solvang - <https://www.visitsyv.com/nojoqui-falls-park/>

Santa Barbara Stearns Wharf - https://santabarbaraca.com/businesses/stearns-wharf/?gad_source=5&gclid=EAIaIQobChMIo9KPyK0mgwMVPxKtBh3Ldg12EAAyAAEgLvY_D_BwE



Santa Barbara Stearns Wharf



Santa Barbara Chromatic Gate

Congratulations

Our Members Have Been Busy with Great Accomplishments

HUNTINGTON BEACH ART CENTER PRESENTS
CENTERED ON THE CENTER - 2024
538 Main St, Huntington Beach, CA
Exhibition Dates: Jan 27 - March 16, 2024
This annual non-juried, salon-style exhibition features approx 200 artists & over 400 works in a variety of mediums.



TETON SUNRISE
photo by Cheryl Del Toro



GREATER FLAMINGO
photo by Cheryl Del Toro

Opening Reception: Sat, Jan 27th | 6:30—9pm
cheryl-del-toro.artistwebsites.com

PSOC Artists Displaying in the Centered on the Center show:

**Annette Globits
Carol Calkins
Cheryl Del Toro
Deborah Anne**

**Donna Stogner
Eric Stogner
Larry Slonim
Nancy Phillips**




Artists Who Have Sold Images:

**Jennie Breeze – Fine Art America website
Nancy Phillips – Fine Art America website**

Carol Calkins: One main page photo in September and 1 inset photo in July in the 2024 Bolsa Chica Conservancy Calendar.

Bernd Steinebrunner: In December, he was awarded three Honorable Mentions in the International Color Photography Competition 'Chromatic Awards' - Under People, Landscape and Animals and Wildlife. See Bernd's website of his recent **Books** and **Awards**

President's note: The Chromatic Awards site is worth the time to gain inspiration and examples of excellent Photography



JOURNEY TO THE JUNGLE
(Published in 2023 – For Sale on Amazon)
I had the opportunity to experience the immense biodiversity of Costa Rica. I captured photographs of the wildlife I encountered in their natural habitat, ranging from crocodiles to snakes, monkeys, countless birds, and iguanas.

<https://www.bestphotogallery.com/Publications>



Eileen Rizzacasa: Two main page photos in August and October in the 2024 Bolsa Chica Conservancy Calendar, and one photo in the 2024 Wings Over Bolsa Calendar.

Kurt Bayless: One main page photo in February and one inset photo in August in the 2024 Bolsa Chica Conservancy Calendar, and 3 photos in the 2024 Wings Over Bolsa Calendar.



PICTURE THIS

Photograph by Omar Robles

Photographer Omar Robles has long been entranced by Cuba's legacy of dance. He recently traveled to Cuba to explore the men and women who have made ballet such a staple of their lives.

"Over the past two years I've devoted my work almost exclusively to photographing ballet dancers within urban settings," Robles wrote on his blog. "Cuba has one of the top ranked ballet companies, thus why I dreamt of visiting the island for a long time. Their dancers are just some of the best dancers in the world. Perhaps it is because movement and rhythm runs in their Afro-Caribbean blood, but most likely it is due to the Russian school of training which is part of their heritage."

The resulting photographs, featured on his Instagram, capture some of Cuba's best talent jumping, twirling and stretching in the streets, providing a beautiful and even surreal glimpse of just how deeply rooted Cuban ballet is. Below is a brief interview with Robles on how he came to photography and how his trip to Cuba impacted his work.



Suggested PSOC Critique Guidelines

PSOC was founded as a platform for image sharing and supportive self-improvement. With the expanded utilization of outside professional photographers to critique the members' submitted images, that mission has evolved into a shared desire to become more proficient in the art and craft of photography.

It is the responsibility of those who critique to foster that desire and encourage and **teach** the members through that critique. The critique should be a careful review of the images accompanied by an **opinion** regarding the overall strength of the image, as well as an **opinion** regarding the artistic and technical aspects of the image presented. Although the spectrum of photographers showing images includes beginners as well as some who are very advanced, learning and growth should be encouraged at all levels. The following guidelines have been formulated to bring a consistency of format to the critiques. These are not checklists, just suggestions to help the critiquers help our members improve their photographic craft.

1. What is your overall first impression? What impact does the image have for you? What do you like about the photograph? **Be concise**. Remember you are teaching *all* the members as well as the contributing photographer.
2. What **constructive** comments can you make? How does the composition and framing work? How does your eye take in the elements of the image? What gets your attention, and why? Note use of techniques like "rule" of thirds, leading lines, framing, patterns, lighting choices, and other visual elements. What helpful comments can you make?
3. How do you see the technical and processing factors contributing to the image? This may include perspective, exposure, highlight detail, shadow detail, bright and dark areas, contrast; processing of color or black and white, luminescence, contrast, vignetting, dodging, burning, and cropping.
4. Make it clear that your comments are all **your opinion** on how **you** might do it differently, based on your experience, personal style, vision, and processing preferences. Other artists/photographers may often see the image differently.
5. How might you encourage the photographer? Remember, the photographer has a reason to show this work and obviously feels good about it. **You are encouraged to ask the photographer to comment on what they were seeing and expressing in the image. We would also like you to encourage the members in attendance to participate through questions and comments.**
6. Although the title slide for each member's submittal does not need to be critiqued, an outstanding title image can be *quickly* noted.
7. **Please be concise in your comments.** The meetings are scheduled for two hours, and there can often be well over 100 images submitted.

WALL HANGERS



Steve Lichtenberger



Lee Gillham