

**PRESIDENT'S LETTER; JULY 2024**



Hi everyone,

Welcome to summer! We hope you all have plans to celebrate the 4<sup>th</sup> of July, even if it is staying home and barbequing some burgers with family and/or friends.

Don't forget, our annual picnic is on the 20<sup>th</sup> of this month. YES, it is on the 20th, even if you saw it on another date somewhere. Every year it's a fun event and a chance to socialize, get to know each other better and eat the goodies everyone brings. Just bring a dish that could serve 12 to share.

If you haven't already RSVP'd for the picnic and are planning to come, please add your name to the bottom of the Google Sheet. Here is the link:

[https://docs.google.com/spreadsheets/d/11VxOz\\_SmaX0mbIL\\_okJYAo5F\\_HPJHpFaI99ltKNZtzg/edit?usp=sharing](https://docs.google.com/spreadsheets/d/11VxOz_SmaX0mbIL_okJYAo5F_HPJHpFaI99ltKNZtzg/edit?usp=sharing)

The LENS meeting will be at the Fountain Valley Senior Center on Thursday, July 18<sup>th</sup> at 7 pm. It is always a chance to learn something!

A CHANGE! Our July 25<sup>th</sup> General Critique meeting will be on Thursday, August 1<sup>st</sup> due to a conflict at the Senior Center. We look forward to seeing photos from you that are either from the outing at Sherman Library and Gardens OR the assignment of Flowers and Flora.

I look forward to seeing you all at the picnic or a meeting this month!

*Susan*

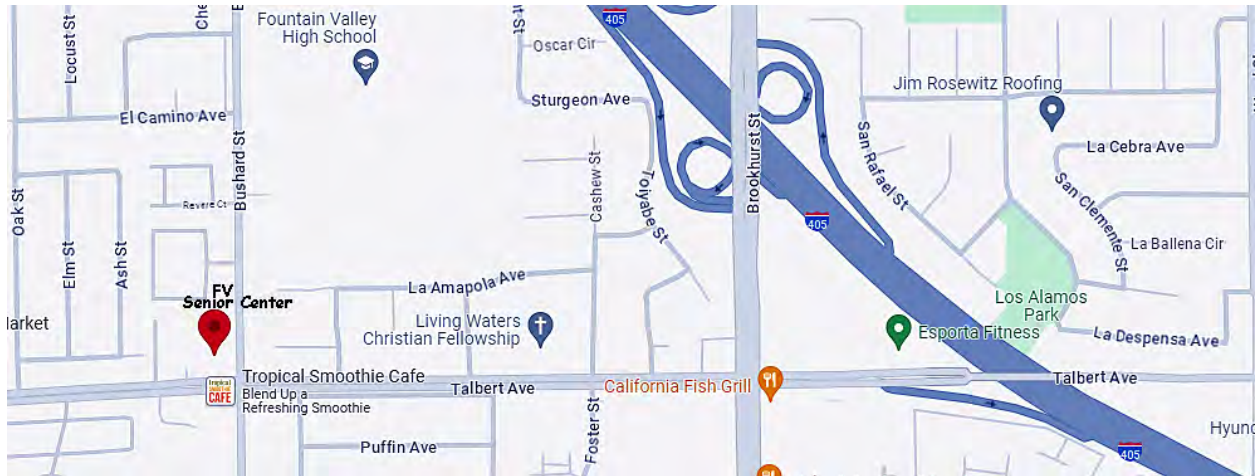
## TABLE OF CONTENTS

President's Letter .....	1
Table of Contents.....	2
PSOC Meeting Location Change to FV Sr. Center.....	3
Monthly Events – Meetings, Assignment & Field Trip.....	4
2024 PSOC Calendar of Events and What to Show -- REVISED.....	5-6
July Assignment – Open Theme with Three Photos.....	7
July PSOC Picnic .....	8
August Shooting Assignment – Aquatic Life Photography.	9-13
August 25th Field Trip – San Juan Capistrano.....	15
Angels Camp Fall Overnight Field Trip.....	19-20
September Library Show – Guidelines, Form and Reception.....	21-24
Member Celebrations – Congratulations .....	25-26
Picture This.....	27
Photo Critique Guideline .....	28
Wall Hangers .....	27-29

## PSOC Meeting Location Change

We are changing our meeting location **effective with the May 16th LENS meeting. We will meet at the Center at Founders Village Senior & Community Center.**

17967 Bushard Street Fountain Valley, CA 92708 (NW Corner of Talbert and Bushard).



This is just two streets north of where we met at The Fount Church.

The LENS meeting will be at 7:00 P.M. on the second floor of the Center in the "Lecture" room. We will have a PSOC sign at the door.

The May 23rd General meeting will be on the first floor in "Hall A." Look for the PSOC sign. Refreshments will be served in "Hall A" beginning at 6:30 P.M. and the meeting will begin at 7:00 P.M.

## MONTHLY MEETINGS

**NOTE:** In May, PSOC relocated to the Fountain Valley Senior Center for the LENS and General Meetings. The Senior Center is located at the northwest corner of Talbert and Bushard (2 blocks north of The Fount Church).

### **JULY LENS MEETING INFO**

**Thursday: July 18, 2024 @ 7:00 PM**

**“Black & White Photography”** will be the topic for this month’s LENS meeting. **Barry Evans** will present.

### **JULY GENERAL MEETING INFO**

**Thursday: August 1, 2024 @ 7:00 PM**

**(Due to a conflict, the general meeting was moved from July 25<sup>th</sup>)**

**“Flowers and Flora”** will be the **assignment** to show for the critique along with images from **“Sherman Library & Gardens”** field trip. **Barry Evans** will critique.

*PLEASE NOTE: All Members in good standing are encouraged to email up to three images, plus a title photo, to the Digital Show Team at PSOCphoto@gmail.com on or before Tuesday, 6:00 p.m. the week of the show. The deadline is important because the Digital Show Team needs time to prepare all the images for showing. For instructions on submitting your images, see “Digital Files” at our PSOC website. Images must comply with instructions to fit our digital media. Images late or not in compliance will be returned with an explanation.*

### **JULY 2024 ASSIGNMENT – OPEN – WITH THREE PHOTOS**

**This assignment is wide open as to what you might choose to photograph and document. Here is one suggestion you might consider for your three photos: “Storytelling in 3 photos depicting an event, place, action, sport, experience, etc.” See Mike Whitmore’s attached write-up for great ideas.**

**THERE IS NO FIELD TRIP SCHEDULED FOR JULY!**

**PSOC POTLUCK PICNIC will be held on Saturday-July 20<sup>th</sup> at the Greenbrook Clubhouse in Fountain Valley.**

**SEE ATTACHED FLYER FOR DETAILS – Be sure to RSVP!**

# 2024 PSOC CALENDAR OF EVENTS

JANUARY						
S	M	T	W	Th	F	S
	1	2	3	4	5	6
7	8	9	10	11	12	13
14	15	16	17	18	19	20
21	22	23	24	25	26	27
28	29	30	31			

01 New Year's Day  
 15 M.L. King Day  
 18 LENS Meeting  
 25 General Meeting  
 27 Jan Field Trip – Nethercutt Museum (Sat)  
 ## Jan Assignment – Details

JULY						
S	M	T	W	Th	F	S
	1	2	3	4	5	6
7	8	9	10	11	12	13
14	15	16	17	18	19	20
21	22	23	24	25	26	27
28	29	30	31			

04 Independence Day  
 18 LENS Meeting  
 25 Gen. Mtg. "Moved" to August 1st  
 20 PSOC Picnic – Next to Greenbrook clubhouse (Sat)  
 ## Jul Assignment – "Open Theme" in three (3) pictures

FEBRUARY						
S	M	T	W	Th	F	S
				1	2	3
4	5	6	7	8	9	10
11	12	13	14	15	16	17
18	19	20	21	22	23	24
25	26	27	28	29		

14 Valentine's Day  
 19 Presidents Day  
 15 LENS Meeting  
 22 General Meeting  
 25 Feb Field Trip-Mission San Luis Rey & Oceanside (Sun)  
 ## Feb Assignment – Shadows & Silhouettes

AUGUST						
S	M	T	W	Th	F	S
				1	2	3
4	5	6	7	8	9	10
11	12	13	14	15	16	17
18	19	20	21	22	23	24
25	26	27	28	29	30	31

01 "July" General Mtg.  
 18 Nat'l Animal Foster Day  
 15 LENS Meeting  
 22 General Meeting  
 25 Aug Field Trip – San Juan Capistrano (Sun)  
 ## Aug Assignment – Aquatic Life

MARCH						
S	M	T	W	Th	F	S
					1	2
3	4	5	6	7	8	9
10	11	12	13	14	15	16
17	18	19	20	21	22	23
24	25	26	27	28	29	30
31						

29 Good Friday  
 31 Easter Sunday  
 21 LENS Meeting  
 28 Gen. Mtg. "Moved" to April 4th  
 23 Mar Field Trip – DTLA via Blue Line (Sat)  
 ## Mar Assignment – Creative Perspectives

SEPTEMBER						
S	M	T	W	Th	F	S
1	2	3	4	5	6	7
8	9	10	11	12	13	14
15	16	17	18	19	20	21
22	23	24	25	26	27	28
29	30					

1-30 PSOC Library Show  
 14 Library Reception (Sat)  
 02 Labor Day  
 05 "MOVIE NIGHT"  
 19 LENS Meeting  
 26 General Meeting  
 Aug 31 Sep Field Trip – H.B. Civil War Reenact. (Sat)  
 ## Sep Assignment – Black & White

APRIL						
S	M	T	W	Th	F	S
	1	2	3	4	5	6
7	8	9	10	11	12	13
14	15	16	17	18	19	20
21	22	23	24	25	26	27
28	29	30				

04 "March" General Mtg.  
 22 Earth Day  
 18 LENS Meeting  
 25 General Meeting  
 24 Apr Field Trip – Huntington Library & Gardens (Wed)  
 ## Apr Assignment – Painterly Effects  
 April 11-14 – Field Trip to Santa Barbara, CA

OCTOBER						
S	M	T	W	Th	F	S
		1	2	3	4	5
6	7	8	9	10	11	12
13	14	15	16	17	18	19
20	21	22	23	24	25	26
27	28	29	30	31		

03,12 Rosh Hashanah, Yom Kippur  
 14 Indigenous Peoples Day  
 31 Halloween  
 17 LENS Meeting  
 24 General Meeting  
 20 Oct Field Trip – Old Towne San Diego (Sun)  
 ## Oct Assignment – Minimalist Compositions  
 October 10-13 – Field Trip to Angels Camp, CA

MAY						
S	M	T	W	Th	F	S
			1	2	3	4
5	6	7	8	9	10	11
12	13	14	15	16	17	18
19	20	21	22	23	24	25
26	27	28	29	30	31	

12 Mother's Day  
 27 Memorial Day  
 16 LENS Meeting  
 23 General Meeting  
 18 May Field Trip – San Joaquin Wild. Sanc. (Sat)  
 ## May Assignment – Wildlife, Animals & Creatures

NOVEMBER						
S	M	T	W	Th	F	S
					1	2
3	4	5	6	7	8	9
10	11	12	13	14	15	16
17	18	19	20	21	22	23
24	25	26	27	28	29	30

11 Veterans Day  
 28 Thanksgiving Day  
 07 LENS Meeting  
 21 General Meeting  
 13 Nov Field Trip – Laguna Beach & Crystal Cove (Wed)  
 ## Nov Assignment – Night Photography

JUNE						
S	M	T	W	Th	F	S
						1
2	3	4	5	6	7	8
9	10	11	12	13	14	15
16	17	18	19	20	21	22
23	24	25	26	27	28	29
30						

16 Father's Day  
 19 Juneteenth  
 20 LENS Meeting  
 27 General Meeting  
 12 Jun Field Trip-Sherman Library & Gardens (Wed)  
 ## Jun Assignment – Flowers & Flora

DECEMBER						
S	M	T	W	Th	F	S
1	2	3	4	5	6	7
8	9	10	11	12	13	14
15	16	17	18	19	20	21
22	23	24	25	26	27	28
29	30	31				

NO LENS OR GENERAL MTGS.  
 25 Christmas Day  
 26 Hanukkah & Kwanzaa  
 05 PSOC Holiday Party – Show candid shots of members in 2024  
 Jan. 23, 2025 General Mtg.: Show Laguna Beach & Crystal Cove field trip and Night Photography assignment

## 2024 PSOC....What to Show at General Meetings

This chart shows the dates of general meetings and what to show at each meeting. Pictures for any assignment can be taken anytime during the year-end 2023 and year 2024, as long as the images fit the assignment for the meeting in which you are showing them. We ask members to submit current work for the meeting critiques. Assignments are planned so as to be coordinated with field trip locations. Pictures taken on field trips need not be assignment-related in order to be shown for critique at the meetings.

<u>DATE OF MEETING</u>	<u>FIELD TRIP TO SHOW</u>	<u>ASSIGNMENT TO SHOW</u>
January 25th	Shoreline Village/Queen Mary/ Aquarium of the Pacific	Qualities of Light & Shadow
February 22nd	Nethercutt Museum & Collections	Details
<b>April 4<sup>th</sup></b> <b>(from March 28th)</b>	Mission San Luis Rey & Oceanside	Shadows & Silhouettes
April 25th	Downtown Los Angeles (via Blue Line)	Creative Perspectives
May 23rd	Huntington Library & Gardens  <i>AND</i> <b><u>Spring Overnight Trip - Santa Barbara</u></b>	Painterly Effects
June 27th	San Joaquin Wildlife Sanctuary	Wildlife, Animals & Creatures
<b>August 1<sup>st</sup></b> <b>(from July 25<sup>th</sup>)</b>	Sherman Library & Gardens	Flowers & Flora
August 22nd	PSOC Picnic (by Greenbrook Clubhouse)	"Open Theme" in 3 pictures
September 26th	San Juan Capistrano	Aquatic Life
October 24th	H.B. Civil War Reenactment	Black & White
November 21st	Old Towne San Diego (Dia Los Diablos)  <i>AND</i> <b><u>Fall Overnight Trip - Angels Camp</u></b>	Minimalist Compositions
December 5th	PSOC Holiday Party (Greenbrook Clubhouse)	Candid shots of PSOC members on field trips & other events in 2024
Jan. 23, 2025	Laguna Beach & Crystal Cove	Night Photography

## July Assignment - Open Theme in Three Photos

To be shown at August general meeting

By Mike Whitmore

This assignment is wide open as to what you might choose to photograph and document.

Here are a few suggestions you might consider for your three photos:

1. Storytelling in three photos depicting an event, place, action, sport, experience, etc.
2. Depicting one person or creature such as a child, an animal, or anyone interesting.
3. Three different perspectives on the same subject.
4. Three action photos depicting motion.
5. Three pictures in a style you like such as black and white, painterly, or abstract.
6. Three photos of whatever you enjoy photographing the most.

We chose this assignment to open the door to your interests and creativity. Have fun showing three photos! Here are three examples by Mike Whitmore.

### Pairs of Birds



### Excitement at the Fair

### Apes



# PSOC POTLUCK PICNIC SATURDAY - JULY 20, 2024

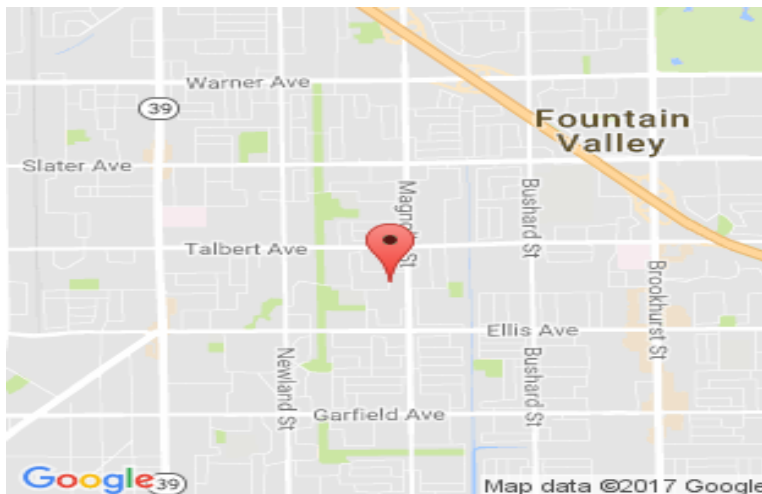
The **PSOC Potluck Picnic** will be held at the Greenbrook Clubhouse in Fountain Valley from **11:00 am - 2:00 pm** on **Saturday-July 20, 2024** ([see map below](#)).

**Please bring a main dish or side dish serving approximately 12 people. If you wish, you can also bring your favorite dessert to share with others. The club will provide desserts, drinks (e.g. water, juices), paper plates, napkins, plastic cups and utensils.** The food and drinks will be set up on the south side of the clubhouse in the BBQ area. We'll use the grassy area next to the clubhouse for our potluck picnic.

This is a great opportunity to visit with fellow club members and guests, enjoy some good food and drink, play some games, talk about photography, and maybe even take a few candid shots of people eating, laughing, playing games, or just relaxing. If you have some games (*i.e.* bocce ball, corn hole toss, ladder ball toss), please bring them with you to share with others.

**PLEASE BE SURE TO BRING YOUR PSOC NAME BADGE, SUNSCREEN, CHAIRS, BLANKETS, UMBRELLAS and/or CANOPY.**

**If you're a new member and don't have your PSOC name badge yet, we'll provide you with a stick-on badge.**



Directions to Greenbrook Clubhouse (18222 Santa Joanana St.): Head south on Magnolia past Talbert, go one block and turn right on Rhine River St., then go two blocks and turn left on Santa Joanana St. The clubhouse is one block south on the left side of the street. We'll be set up on the south side of the clubhouse.

#### Picnic Guidelines:

1. Members & guests should bring a main dish or side dish to share with others (serving approx. 12 people).
2. Members & guests should bring their own chairs, blankets, umbrellas and/or canopy.
3. Members & guests can bring games to play with others.
4. Restrooms are located on the east side of the clubhouse next to the pool (accessible from the back door).

**NOTE: If you are on a special diet, you're welcome to bring your own picnic lunch.**

**PLEASE RSVP no later than July 12<sup>th</sup> to Kurt Bayless at [kbayless123@gmail.com](mailto:kbayless123@gmail.com)**

**WE HOPE TO SEE YOU AT THE PICNIC THIS YEAR TO CELEBRATE SUMMER!**



# August Assignment - Aquatic Life Photography

To be shown at September general meeting

by Bernd Steinebrunner

Aquatic life photography encompasses a diverse range of techniques and challenges, presenting photographers with an exciting yet demanding realm to explore. From the depths of the ocean to the tranquil waters of freshwater lakes, each aquatic environment offers unique opportunities for photographers to capture the beauty and diversity of marine and freshwater life.

## Types of Aquatic Life Photography:

### Underwater Photography:

Underwater photography involves capturing images of marine life and habitats beneath the water's surface. It encompasses various subcategories, including:

Macro Photography: Focusing on small subjects such as fish, invertebrates, and corals. Macro underwater photography requires specialized lenses and lighting equipment to capture intricate details.

Wide-angle Photography: Capturing expansive underwater landscapes, coral reefs, and large marine animals such as sharks and whales. Wide-angle photography requires careful composition and lighting to convey the sense of scale and depth.

Close-up Photography: Highlighting the textures, patterns, and behaviors of individual aquatic organisms. Close-up photography allows photographers to reveal the often-overlooked beauty of underwater life.

Underwater photography is not for everyone, but an aquarium is a location where one can find underwater life without having to own scuba-diving or snorkeling equipment.

### Above-Water Photography:

Above-water aquatic photography focuses on capturing images of marine and freshwater life from the surface or shoreline. It includes:

Wildlife Photography: Documenting seabirds, marine mammals, and other aquatic creatures in their natural habitats. Wildlife photography requires patience and skill to capture fleeting moments and behaviors.

Landscape Photography: Capturing the scenic beauty of coastal landscapes, estuaries, and wetlands. Landscape photography showcases the interconnectedness between land and water ecosystems.

Environmental Photography: Highlighting environmental issues such as pollution, habitat destruction, and climate change. Environmental photography raises awareness and advocates for the conservation of aquatic environments.

# August Assignment - Aquatic Life Photography

To be shown at September general meeting

by Bernd Steinebrunner

## Technical Challenges in Aquatic Life Photography:

### Visibility and Water Clarity:

Poor visibility and water clarity can hinder image quality, requiring photographers to adapt their techniques and equipment to prevailing conditions. Techniques such as adjusting aperture settings and using artificial lighting can help mitigate the effects of low visibility.

### Lighting and Color Correction:

Light behaves differently underwater, with colors becoming muted or distorted at depth. Photographers must use artificial lighting, color correction filters, and white balance adjustments to restore natural colors and enhance the visual appeal of underwater images.

Above water, challenges include exposure of a subject against the bright sky or reflections from the water that need to be compensated for, or shutter-speed and autofocus considerations when photographing flying seabirds.

### Environmental Factors:


Weather conditions, water currents, and environmental disturbances such as boat traffic can impact above-water aquatic photography, requiring photographers to adapt their shooting strategies and anticipate changes in the environment.

### Reflections:

Reflections from the water surface, or in an aquarium setting where the glass can be challenging. In an aquarium, it is always good to be close to the glass to avoid reflections and to get any soiling on the glass out of focus. Watch out for your background so no other visitor is visible on the other side of the tank. Note: You can eliminate reflections by using a rubber lens adapter which allows you to put your camera lens up against the glass.

### Locations:

There are plenty of opportunities to find aquatic life in Southern California. If you are a scuba diver, you can visit the shores of California or Catalina Island. Or you can visit the Aquarium of the Pacific in Long Beach, the Bolsa Chica wetlands, the San Joaquin Marsh & Wildlife Sanctuary, go whale watching, or visit many more places.



Top left: A Turtle in Costa Rica  
Top right: Pelican in flight – Bolsa Chica Wetlands  
Bottom left: Whale tail in front of Antarctic Icebergs  
Bottom right: close up of a Humpback Whale tail, Antarctica





Top and right: A clumsy Giant Petrel  
in Antarctica

Bottom: Black-browed Albatross,  
Drake passage, Antarctica





Top and right: swimming Gentoo Penguins, Antarctica  
Bottom: Crocodile at the Sierpe River, Costa Rica





Top and right: Aquarium photography

Bottom: "Human" aquatic life 🧑‍🌊 – My son at water polo





Photos by Kurt Bayless

## Mission San Juan Capistrano

26801 Ortega Highway, San Juan

949-234-1300

Sunday, August 25, 2024

**Shooting Assignment:  
Aquatic Life Photography**

**Overview:** Mission San Juan Capistrano is the “Jewel of the California Missions.” The historic landmark and museum founded more than two hundred years ago is the birthplace of Orange County. It is the seventh of 21 Spanish Missions established in California by Franciscan Padres. It features a chapel still standing where Saint Junipero Serra once celebrated Mass.

Today, it is a monument to California’s multi-cultural history, embracing its Native American, Spanish, Mexican and European heritage. Originally built as a self-sufficient community by Spanish Padres and Acjachemen Native Americans, the Mission was a center for agriculture, industry, education and religion. The Mission is also famous for the ‘Annual Return of the Swallows.’ <https://www.missionsjc.com/>



### **Hours and Admission:**

Tuesday-Sunday  
9:00 am - 5:00 pm  
(Closed Monday)

Adults (18 – 59): \$18  
Seniors (60+): \$15



**Tickets** are either available for purchase at the Main Entrance, or online (encouraged) for a specific date via the link below. Tickets are e-mailed electronically upon completion of the online order - no shipping required. E-Tickets are valid for that date only. **ALL SALES ARE FINAL!**

<https://www.missionsjc.com/store/Ticket>

**Policies:** The site Code of Conduct states: "As a family-oriented and religious site, proper dress attire is required. Graphic and transparent garments are not permitted."

It also stipulates: **No tripods allowed.**

**Parking:** Public parking is available in the surrounding streets near the Mission. The most visible parking lot is on the south side of Ortega Highway and El Camino Real. For more information, please see the City of San Juan Capistrano's Parking Map. Most parking is free, but there are time restrictions in various lots. Please read signage before departing your vehicle for restrictions or limitations on hours.

<https://www.missionsjc.com/wp-content/uploads/2021/06/public-parking-SJC.pdf>

**Carpool:** Meet at 8:00 am at the south end of the AAA parking lot located on the northeast corner of Beach Boulevard and Stark Drive in Huntington Beach.

**Directions:** From the North Orange County area take the 405/5 South to the second San Juan Capistrano exit, which is Ortega Highway. Turn right off the freeway onto Ortega Highway. The Mission is straight ahead 2-1/2 blocks on the right. There is also the option of taking the train to the Mission. The depot is at 26702 Verdugo Street just 2 blocks from the Mission. Check Metrolink or Amtrak for schedules and ticket prices.



**Meet up for lunch at 12 noon: EL ADOBE DE CAPISTRANO RESTAURANT**

31891 Camino Capistrano  
(one block south of the Mission)  
San Juan Capistrano  
Open Sunday: 10 am – 9 pm  
<http://eladobedecapistrano.com/>

Additional points of interest near the mission:

<http://www.sanjuanchamber.com/pdf/SJC-Walking-Tour-Map.pdf>

**Historic Railroad Station:**

This railroad station, topped with red brick, is now a popular restaurant which was built in 1894 by the Santa Fe Railroad, and is the oldest 'Mission Revival style' rail station in Southern California. At the time of completion, it was called "the finest depot on the Santa Fe system."

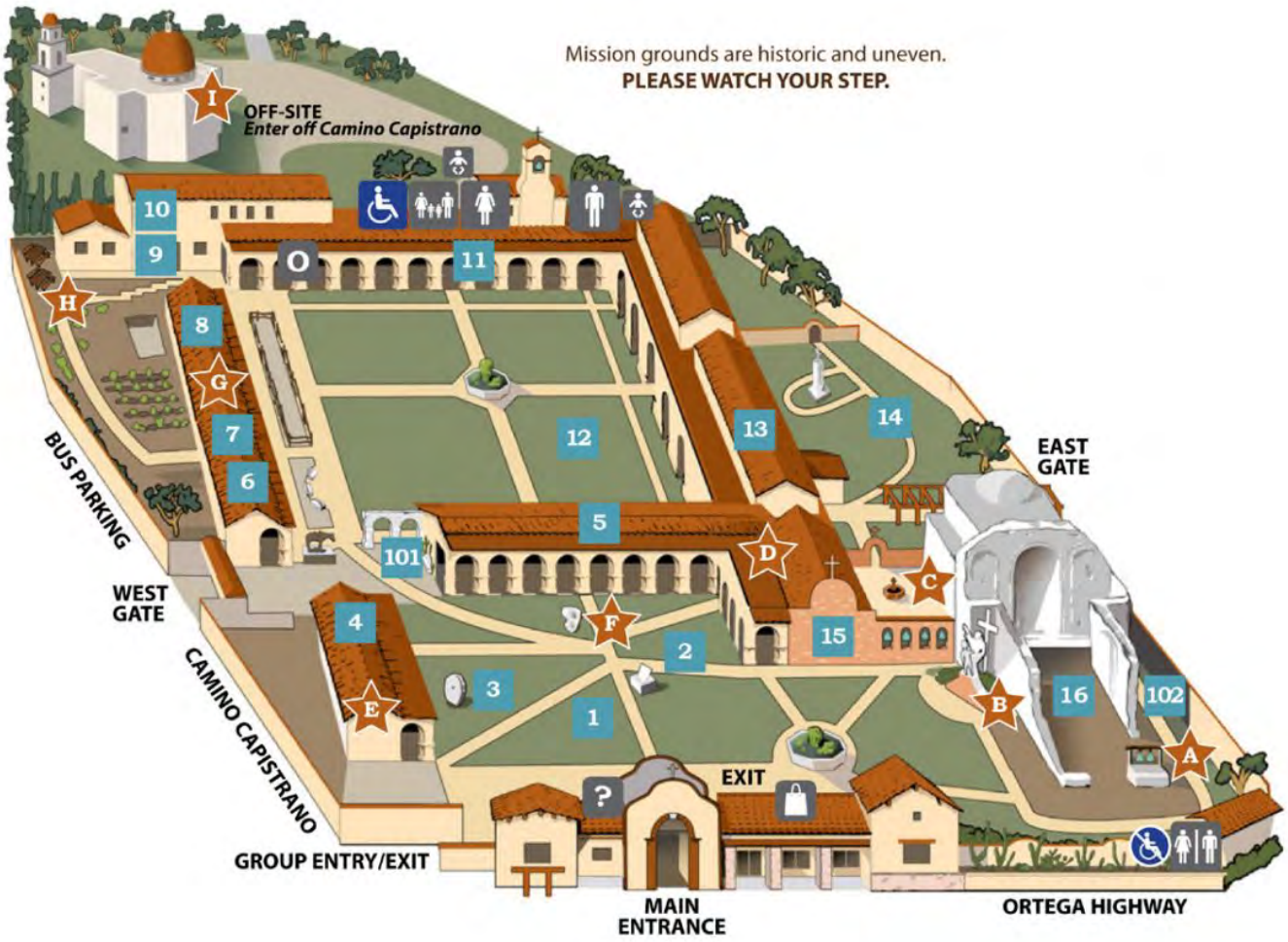
**Los Rios Historic District:**

The Los Rios District includes 31 historic structures. It is one of the oldest neighborhoods in California, on the oldest street in California, and includes three adobe homes built in 1794 as housing for families with ties to the Mission. Cottage shops, several restaurants, the old jail, and galleries line Los Rios Street intermingled with private residences, as well as the beautiful botanical gardens of Ito Nursery.

**Montanez Adobe – (1794):**

Oldest home in California in Los Rios Historic District (949-240-3119). This adobe was the home of Polonia Montanez who oversaw religious instruction of the village children from 1886-1910. Polonia once led the children on a spiritual trek as they journeyed in prayer and song to break a long drought. On the third day, while praying on Capistrano Beach, the rain began to pour down and three wagons were sent for Polonia and the children.





# Angels Camp Weekend Trip    October 10-13, 2024

Angels Camp is located on Highway 49, in the beautiful Goldrush country of Central California. You won't want to miss this trip.


The PSOC Fall trip will be three nights in this historic mining town. You will also want to see the many other nearby historic towns of the Goldrush Country which are very photogenic. They include Murphys, Sutter Creek, Mokelumne Hill, Jackson, Volcano, and many others within a short distance. There are many nearby vineyards to visit and three caverns to see. Calaveras Big Trees State Park, a 6,000-acre preserve of forest including two magnificent stands of giant Sequoia redwoods is also nearby. There are many rivers and small lakes that can provide opportunities for Fall color images with reflections. Yosemite Valley is just east of Highway 49 via Highway 120.

We will be staying at the Travelodge in Angels Camp. Rooms are being held for PSOC members at the nightly room rates of \$130 to \$144, plus tax. You can check out the Inn at [Travelodge by Wyndham Angels Camp CA | Angels Camp, CA Hotels \(wyndhamhotels.com\)](https://www.wyndhamhotels.com/angels-camp-ca) .

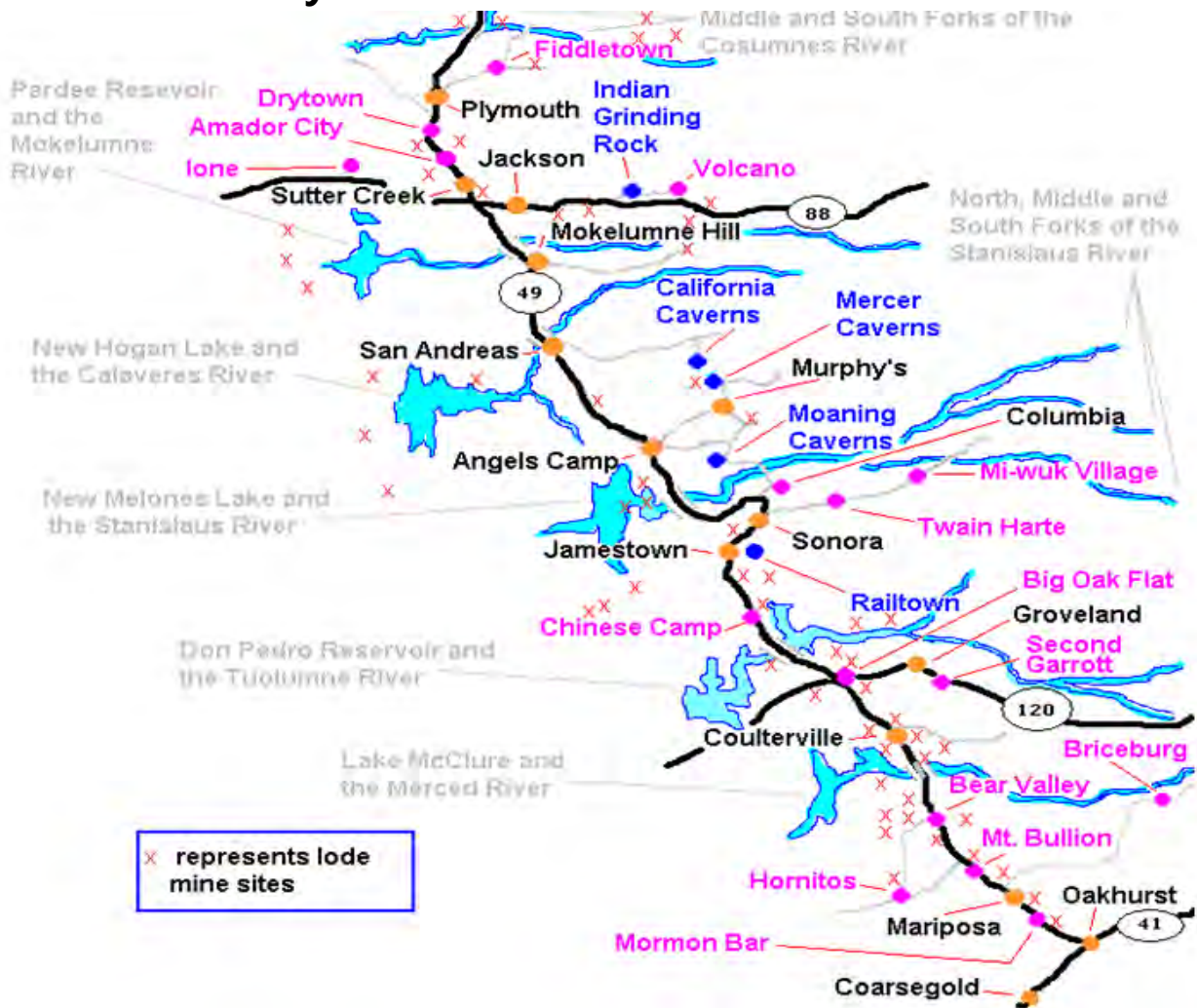
**Make your reservation by calling Travelodge directly at**

**209-736-5004. Ask for the Mike Whitmore/PSOC room reservations and special rates.**

*Downtown Angels Camp  
Columbia in the Fall (2)  
Winery in October  
Hanging Out on Main Street*



# Goldrush Country



*Along Highway 49 in October*





## Upstairs Gallery Show Registration Guidelines Huntington Beach Central Library September 1-30, 2024

**Theme of the Show: "Open" (any subject)**

**PSOC members** (**who are paid up for 2024**) can submit **up to three (3) images**.

There will be an **entry fee of \$15 per image** to help cover the cost of the panel rental, library insurance, and PSOC reception.

Please mail your entry fee check (**made out to PSOC**) to Dan Anderson at 5051 Linda Circle, Huntington Beach CA 92649, or you can give Dan your check at one of the LENS or General Meetings through the month of August. Be sure to reference 'Library Show' on your check.

1. **Black frames with white matting are preferred, but not mandatory. They must be wired for hanging.** Plexiglas is preferred, but glass can be used. If glass is used, it's the member's responsibility if any damages are incurred.

**Note:** If you would like to submit a **non-framed image** (*i.e.* frameless, metal, acrylic, canvas), please contact Kurt Bayless at [kbayless123@gmail.com](mailto:kbayless123@gmail.com) to confirm the type of non-framed image and hanging method (*i.e.* wire or hook).

2. Because of panel space limitations, we **recommend** that your framed images be ***no larger than 24" x 30"***.
3. **The registration deadline is Friday-August 16<sup>th</sup>**. Please e-mail your photo information to Kurt Bayless at [kbayless123@gmail.com](mailto:kbayless123@gmail.com) for the exhibitor tags.
4. **PHOTO SUBSTITUTIONS WILL NOT BE ACCEPTED AFTER AUGUST 16<sup>th</sup>**. This is necessary because of the time it takes to work up the exhibitor tags.

**PLEASE PROVIDE THE FOLLOWING INFORMATION IN YOUR REGISTRATION E-MAIL:**

- a. Your full name.
- b. Number of images submitted (*up to 3 images*). **NOTE: Be sure to prioritize your images (1,2,3).**
- c. Title and Location of each image (*Example: "Half Dome" and "Yosemite National Park"*).
- d. Frame dimensions for each image.
- e. Cell phone number where you can be reached.
- f. Sale Price (if 'For Sale'), or "NFS" (if 'Not for Sale'), or "POR" (if 'Price on Request').
- g. **Drop off your images in the Upstairs Gallery on Saturday-August 31<sup>st</sup> between 9:00 am-5:00 pm**. Note: The committee will be hanging the photographs on Sunday-September 1<sup>st</sup>.
- h. **Pick up your images on Monday-September 30<sup>th</sup> between 1:00 pm-9:00 pm**.

**We will have a RECEPTION with light refreshments on Saturday-September 14<sup>th</sup> from 6:30-8:30 pm in the Upstairs Gallery.** PSOC members and their guests are cordially invited to attend.



## Reception Invitation

**Photographic Society of Orange County  
September 2024 Upstairs Gallery Show  
Huntington Beach Central Library  
7111 Talbert Avenue  
Huntington Beach**



**Show Dates:  
September 1-30, 2024**

**PSOC members and their guests** are cordially invited to attend the PSOC Reception being held in the Upstairs Gallery. Light refreshments (appetizers, wine, coffee, water) will be served. We hope to see you there.

**Saturday, September 14<sup>th</sup> from 6:30 – 8:30 PM**

This is your opportunity to see some great photography taken by fellow members of the Photographic Society of Orange County (PSOC).

### **Central Library hours:**

**Monday** 1 PM - 9 PM

**Tuesday - Thursday** 9 AM - 9 PM

**Friday** 9 AM - 5 PM

**Saturday** 9 AM - 5 PM

**Sunday** 12 PM - 5 PM

**PSOC PHOTO ENTRY FORMS  
SEPTEMBER 1-30, 2024 SHOW**


**#1 PHOTO DETAILS**

Photographer	Title	Location	Frame Size	Color or B&W	Price


**#2 PHOTO DETAILS**

Photographer	Title	Location	Frame Size	Color or B&W	Price


**#3 PHOTO DETAILS**

Photographer	Title	Location	Frame Size	Color or B&W	Price


**NOTE 1:** Please cut out and attach the completed entry forms to the back of your photographs. Be sure to identify your 1st, 2nd and 3rd images.

**PSOC PHOTO ENTRY FORMS  
SEPTEMBER 1-30, 2024 SHOW**

**NOTE 2:** Show PRICE (if 'For Sale'), NFS (if 'Not For Sale'), or POR (if 'Price On Request').



## ACCOMPLISHMENTS

### Our Members Have Been Busy with Great Accomplishments

**Carol Calkins:** One main page photo in September and 1 inset photo in July in the 2024 Bolsa Chica Conservancy Calendar.

**Cheryl Del Toro**

Cheryl sold a greeting card photograph titled “Hollywood Hills After Dark” through Fine Art America.

**Bernd Steinebrunner:** In December, he was awarded three Honorable Mentions in the International Color Photography Competition ‘**Chromatic Awards**’ - Under People, Landscape and Animals and Wildlife. See Bernd’s website of his recent **Books and Awards**

**President’s note:** The Chromatic Awards site is worth the time to gain inspiration and examples of excellent Photography

JOURNEY TO THE  
JUNGLE  
(Published in 2023  
– For Sale on  
Amazon)



I had the opportunity to experience the immense biodiversity of Costa Rica. I captured photographs of the wildlife I encountered in their natural habitat, ranging from crocodiles to snakes, monkeys, countless birds, and iguanas.

<https://www.bestphotogallery.com/Publications>

**Eileen Rizzacasa:** Two main page photos in August and October in the 2024 Bolsa Chica Conservancy Calendar, and one photo in the 2024 Wings Over Bolsa Calendar. She also has two photographs of Bald Eagles in the Bolsa Chica Land Trust’s Spring issue.

**Kurt Bayless:** One main page photo in February and one inset photo in August in the 2024 Bolsa Chica Conservancy Calendar, and 3 photos in the 2024 Wings Over Bolsa Calendar.

**Dan Anderson:** 1st Place Cash Award a photograph on display in the Cypress Art League Art Exhibition.

**Cheryl Del Toro**

Cheryl's Teton Sunrise photograph was accepted into the Irvine Fine Arts Center Exhibition from July 6<sup>th</sup>-September 28<sup>th</sup>.



*Photo by Cheryl Del Toro*  
cheryl-del-toro.pixels.com

**IRVINE FINE ARTS CENTER**  
**14321 Yale Ave.**  
**Irvine, CA 92604**  
**949-724-6880**

*Hours of Operation*  
Monday-Thursday  
10 a.m. - 9 p.m.  
Friday 10 a.m - 5:00 p.m.  
Sunday Closed

Exhibition: July 6 – September 28, 2024

Opening Reception: Saturday,  
July 6, 2-4 p.m.



## **PICTURE THIS**

### **LEAP INTO FREEDOM, 1961**

**(Photograph by Peter Leibing)**

Following World War II, the conquering Allied governments carved Berlin into four occupation zones. Yet each part was not equal and, from 1949 to 1961, some 2.5 million East Germans fled the Soviet section in search of freedom. To stop the flow, East German leader Walter Ulbricht had a barbed-wire-and-cinder-block barrier thrown up in early August 1961.

A few days later, Associated Press photographer Peter Leibing was tipped off that a defection might happen. He and other cameramen gathered and watched as a West Berlin crowd enticed 19-year-old border guard Hans Conrad Schumann, yelling to him, "Come on over!" Schumann, who later said he did not want to "live enclosed," suddenly ran for the barricade.

As he cleared the sharp wires, he dropped his rifle and was whisked away. Sent out across the AP wire, Leibing's photo ran on front pages across the world. It made Schumann, reportedly the first known East German soldier to flee, into a poster child for those yearning to be free, while lending urgency to East Germany's push for a more permanent Berlin Wall.

Schumann was sadly haunted by the weight of it all. While he quietly lived in the West, he could not grapple with his unintended stature as a symbol of freedom, and he committed suicide in 1998.



## Suggested PSOC Critique Guidelines

PSOC was founded as a platform for image sharing and supportive self-improvement. With the expanded utilization of outside professional photographers to critique the members' submitted images, that mission has evolved into a shared desire to become more proficient in the art and craft of photography.

It is the responsibility of those who critique to foster that desire and encourage and **teach** the members through that critique. The critique should be a careful review of the images accompanied by an ***opinion*** regarding the overall strength of the image, as well as an ***opinion*** regarding the artistic and technical aspects of the image presented. Although the spectrum of photographers showing images includes beginners as well as some who are very advanced, learning and growth should be encouraged at all levels. The following guidelines have been formulated to bring a consistency of format to the critiques. These are not checklists, just suggestions to help the critiquers help our members improve their photographic craft.

1. What is your overall first impression? What impact does the image have for you? What do you like about the photograph? **Be concise**. Remember you are teaching *all* the members as well as the contributing photographer.
2. What ***constructive*** comments can you make? How does the composition and framing work? How does your eye take in the elements of the image? What gets your attention, and why? Note use of techniques like "rule" of thirds, leading lines, framing, patterns, lighting choices, and other visual elements. What helpful comments can you make?
3. How do you see the technical and processing factors contributing to the image? This may include perspective, exposure, highlight detail, shadow detail, bright and dark areas, contrast; processing of color or black and white, luminescence, contrast, vignetting, dodging, burning, and cropping.
4. Make it clear that your comments are all ***your opinion*** on how ***you*** might do it differently, based on your experience, personal style, vision, and processing preferences. Other artists/photographers may often see the image differently.
5. How might you encourage the photographer? Remember, the photographer has a reason to show this work and obviously feels good about it. **You are encouraged to ask the photographer to comment on what they were seeing and expressing in the image.**
6. Although the title slide for each member's submittal does not need to be critiqued, an outstanding title image can be **quickly** noted.
7. **Please be concise in your comments**. The meetings are scheduled for two hours, and there can often be well over 100 images submitted.

**WALL HANGERS**



Kurt Bayless



Diane Fritz



Dan Anderson



Doug Bucklew



Jennie Breeze



Bernd Steinebrunner



Paula Avert



Susan Bouet



Colleen Bevacqua