

PRESIDENT'S LETTER; JUNE 2024



Well, here is my first letter to you as President of PSOC. First of all, I am happy to be a part of such a great group! I feel very supported and look forward to doing what I can to make our club even better! The club is for all of us, so I hope that you will reach out if you have suggestions or comments.

I also look forward to getting to know each of you better at one of our meetings, outings or special events. For me, the club is a lot about the social aspect, and getting to know all of you is a big bonus.

Staying in the know...

We sent out an email about the Fall 2024 overnight field trip to Angels Camp on October 10th – 13th, letting you know that the hotel rates for our saved block of rooms are great right now. So, if you plan to go you might want to book your room at the Travel Lodge in Angels camp now. Look at the attached write-up for reservation information and itinerary.

Our next field trip will be to Sherman Library & Gardens on June 19th. The June assignment is "Flowers & Flora." Please see the write-ups in this newsletter. We also have a LENS meeting on June 20th. Joanna Conner will be giving a presentation on "The Most Useful Aspects of AI." It's a great idea, in general, to watch your emails. From here on out, PSOC will always be in the subject line, as in the past, for easy searching (I forgot on the last two). Also, visit the website for up-to-date information and flyers about any upcoming events.

Having the club grow and be even more valuable...

Please let me know if you are interested in getting involved in making and keeping the club a top-notch organization. We are happy to have anyone interested in supporting our club, chip in and spread the workload.

We are also very interested in ideas that may help the club grow... reply to me with any suggestions. We feel that the new location will offer some opportunities to grow as the seniors who come in will be aware of the club. PLUS, we plan to offer some beginning photography classes in the near future to bring people in. Please chime in with any other ideas you may have.

Signing out for now.... See you soon!

Susan Bouet

TABLE OF CONTENTS

President’s Letter 1

Table of Contents..... 2

PSOC Meeting Location Change to FV Sr. Center..... 3

Monthly Events – Meetings, Assignment & Field Trip..... 4

2024 PSOC Calendar of Events & What to Show 5

June 2024 Assignment-Flowers & Flora..... 6-7

June 2024 Field Trip-Sherman Library & Gardens 8-9

July Assignment-Open Theme:3 photos same subject..... 10-11

July Potluck Picnic (NO FIELD TRIP IN JULY) 12

Angels Camp Fall Overnight Field Trip..... 13-14

Member Accomplishments - Congratulations 15

Picture This..... 16

Photo Critique Guidelines 17

Wall Hangers 1I -1J

MONTHLY MEETINGS

NOTE: In May, PSOC relocated to the Fountain Valley Senior Center for the LENS and General Meetings. The Senior Center is located at the northwest corner of Talbert and Bushard (2 blocks north of The Fount Church).

JUNE LENS MEETING INFO **Thursday: June 20, 2024 @ 7:00 PM**

“The most useful aspects of AI” will be the topic for this month’s LENS meeting. **Joanna Conner** will present.

JUNE GENERAL MEETING INFO **Thursday: June 27, 2024 @ 7:00 PM**

The General Meeting will be held on June 27, 2024 at 7:00 p.m. **“Wildlife-Animals & Creatures”** will be the **assignment** to show for the critique along with images from **“San Joaquin Wildlife Sanctuary” field trip.** **Eric Stogner** will critique.

PLEASE NOTE: All Members in good standing are encouraged to email up to three images, plus a title photo, to the Digital Show Team at PSOCphoto@gmail.com on or before Tuesday, 6:00 p.m. the week of the show. The deadline is important because the Digital Show Team needs time to prepare all the images for showing. For instructions on submitting your images, see “Digital Files” at our PSOC website. Images must comply with instructions to fit our digital media. Images late or not in compliance will be returned with an explanation.

JUNE 2024 ASSIGNMENT – FLOWERS AND FLORA

We know what flowers are, but is flora the same? Flora, Latin for flower, refers to plants occurring in regions or time, as indigenous or native plant life.

See Charlie Hunt’s attached write-up for great ideas.

Wednesday, June 1, 2024 Field Trip – SHERMAN LIBRARY & GARDENS

See Linda Calkins’ attached write-up for photographing flowers & flora.

2024 PSOC CALENDAR OF EVENTS

JANUARY						
S	M	T	W	Th	F	S
	1	2	3	4	5	6
7	8	9	10	11	12	13
14	15	16	17	18	19	20
21	22	23	24	25	26	27
28	29	30	31			

- 01 New Year's Day
- 15 M.L. King Day
- 18 LENS Meeting
- 25 General Meeting
- 27 Jan Field Trip - Nethercutt Museum (Sat)
- ## Jan Assignment - Details

JULY						
S	M	T	W	Th	F	S
	1	2	3	4	5	6
7	8	9	10	11	12	13
14	15	16	17	18	19	20
21	22	23	24	25	26	27
28	29	30	31			

- 04 Independence Day
- 18 LENS Meeting
- 25 General Meeting
- 27 PSOC Picnic - Next to Greenbrook clubhouse (Sat)
- ## Jul Assignment - "Open Theme" in three (3) pictures

FEBRUARY						
S	M	T	W	Th	F	S
				1	2	3
4	5	6	7	8	9	10
11	12	13	14	15	16	17
18	19	20	21	22	23	24
25	26	27	28	29		

- 14 Valentine's Day
- 19 Presidents Day
- 15 LENS Meeting
- 22 General Meeting
- 25 Feb Field Trip - Mission San Luis Rey & Oceanside (Sun)
- ## Feb Assignment - Shadows & Silhouettes

AUGUST						
S	M	T	W	Th	F	S
				1	2	3
4	5	6	7	8	9	10
11	12	13	14	15	16	17
18	19	20	21	22	23	24
25	26	27	28	29	30	31

- 18 Nat'l Animal Foster Day
- 15 LENS Meeting
- 22 General Meeting
- 25 Aug Field Trip - San Juan Capistrano (Sun)
- ## Aug Assignment - Aquatic Life

MARCH						
S	M	T	W	Th	F	S
					1	2
3	4	5	6	7	8	9
10	11	12	13	14	15	16
17	18	19	20	21	22	23
24	25	26	27	28	29	30
31						

- 29 Good Friday
- 31 Easter Sunday
- 21 LENS Meeting
- 28 General Meeting
- 23 Mar Field Trip - DTLA via Blue Line (Sat)
- ## Mar Assignment - Creative Perspectives

SEPTEMBER						
S	M	T	W	Th	F	S
1	2	3	4	5	6	7
8	9	10	11	12	13	14
15	16	17	18	19	20	21
22	23	24	25	26	27	28
29	30					

- 02 Labor Day
- 19 "MOVIE NIGHT" (LENS)
- 26 General Meeting
- Aug 31 Sep Field Trip - H.B. Civil War Reenact. (Sat)
- ## Sep Assignment - Black & White

APRIL						
S	M	T	W	Th	F	S
	1	2	3	4	5	6
7	8	9	10	11	12	13
14	15	16	17	18	19	20
21	22	23	24	25	26	27
28	29	30				

- 22 Earth Day
- 18 LENS Meeting
- 25 General Meeting
- 24 Apr Field Trip - Huntington Library & Gardens (Wed)
- ## Apr Assignment - Painterly Effects
- April 11-14 - Field Trip to Santa Barbara, CA

OCTOBER						
S	M	T	W	Th	F	S
		1	2	3	4	5
6	7	8	9	10	11	12
13	14	15	16	17	18	19
20	21	22	23	24	25	26
27	28	29	30	31		

- 03,12 Rosh Hashanah, Yom Kippur
- 14 Indigenous Peoples Day
- 31 Halloween
- 17 LENS Meeting
- 24 General Meeting
- 20 Oct Field Trip - Old Towne San Diego (Sun)
- ## Oct Assignment - Minimalist Compositions
- October 10-13 - Field Trip to Angels Camp, CA

MAY						
S	M	T	W	Th	F	S
			1	2	3	4
5	6	7	8	9	10	11
12	13	14	15	16	17	18
19	20	21	22	23	24	25
26	27	28	29	30	31	

- 12 Mother's Day
- 27 Memorial Day
- 16 LENS Meeting
- 23 General Meeting
- 18 May Field Trip - San Joaquin Wild. Sanc. (Sat)
- ## May Assignment - Wildlife, Animals & Creatures

NOVEMBER						
S	M	T	W	Th	F	S
					1	2
3	4	5	6	7	8	9
10	11	12	13	14	15	16
17	18	19	20	21	22	23
24	25	26	27	28	29	30

- 11 Veterans Day
- 28 Thanksgiving Day
- 14 LENS Meeting
- 21 General Meeting
- 13 Nov Field Trip - Laguna Beach & Crystal Cove (Wed)
- ## Nov Assignment - Night Photography

JUNE						
S	M	T	W	Th	F	S
						1
2	3	4	5	6	7	8
9	10	11	12	13	14	15
16	17	18	19	20	21	22
23	24	25	26	27	28	29
30						

- 1-30 PSOC Library Show
- 08 Library Reception (Sat)
- 16 Father's Day
- 19 Juneteenth
- 20 LENS Meeting
- 27 General Meeting
- 12 Jun Field Trip - Sherman Library & Gardens (Wed)
- ## Jun Assignment - Flowers & Flora

DECEMBER						
S	M	T	W	Th	F	S
					6	7
8	9	10	11	12	13	14
15	16	17	18	19	20	21
22	23	24	25	26	27	28
29	30	31				

- NO LENS OR GENERAL MTGS.**
- 25 Christmas Day
- 26 Hanukkah & Kwanzaa
- 05 PSOC Holiday Party - Show candid shots of members in 2024
- Jan. 23, 2025 General Mtg.: Show Laguna Beach & Crystal Cove field trip and Night Photography assignment

2024 PSOC... What to Show at General Meetings

This chart shows the dates of general meetings and what to show at each meeting. Pictures for any assignment can be taken anytime during the year-end 2023 and year 2024, as long as the images fit the assignment for the meeting in which you are showing them. We ask members to submit current work for the meeting critiques. Assignments are planned so as to be coordinated with field trip locations. Pictures taken on field trips need not be assignment-related in order to be shown for critique at the meetings.

<u>DATE OF MEETING</u>	<u>FIELD TRIP TO SHOW</u>	<u>ASSIGNMENT TO SHOW</u>
January 25th	Shoreline Village/Queen Mary/ Aquarium of the Pacific	Qualities of Light & Shadow
February 22nd	Nethercutt Museum & Collections	Details
March 28th	Mission San Luis Rey & Oceanside	Shadows & Silhouettes
April 25th	Downtown Los Angeles (via Blue Line)	Creative Perspectives
May 23rd	Huntington Library & Gardens <i>AND</i> <u>Spring Overnight Trip - Santa Barbara</u>	Painterly Effects
May 18th	San Joaquin Wildlife Sanctuary	Wildlife, Animals & Creatures
July 25th	Sherman Library & Gardens	Flowers & Flora
August 22nd	PSOC Picnic (by Greenbrook Clubhouse)	"Open Theme" in 3 pictures
September 26th	San Juan Capistrano	Aquatic Life
October 24th	H.B. Civil War Reenactment	Black & White
November 21st	Old Towne San Diego (Dia Los Diablos) <i>AND</i> <u>Fall Overnight Trip - Angels Camp</u>	Minimalist Compositions
December 5th	PSOC Holiday Party (Greenbrook Clubhouse)	Candid shots of PSOC members on field trips & other events in 2024
Jan. 23, 2025	Laguna Beach & Crystal Cove	Night Photography

Photographing Flowers and Flora
June Assignment - To be shown in July meeting
By: Charlie Hunt

Photographing Flowers and Flora

We know what flowers are, but is flora the same? Flora, Latin for flower, refers plants occurring in regions or time as indigenous or native plant life. Looking a little deeper, Romans enjoyed spring and the flowering plants that came with the time of year, especially wildflowers. They worshipped the goddess, Flora.

There you are! Go create flowers and flora in masterworks.

What you need to take along will depend on your imagination, composition, and pre-visualization.

- The lens will be important and don't forget to allow your lens length to drive your imagination from Macro to longer lens.
- A polarizer will help to manage the light and colors.
- Tripods are great (if allowed) for early morning, late afternoon, or difficult composition.
- Your imagination (*i.e.*, if I can take the picture here, is there another **angle**)?

Aperture Settings

- For a single subject needing a blurred background, consider f-stop of 5 or below. However, to capture a larger composition as a landscape or a greater depth of field, an f-stop of 8 or higher may be more effective.

Speed

- Speed can be tricky, yet to get the best opportunity for a tack sharp image, set your speed to at least double your lens length (*i.e.*, a 50mm lens speed set at 1/100th of a second).
- If, however, you want to get creative with movement as allowing wind to gently move your composition or shooting ICM (Intentional Camera Movement), then slower speeds work better. Experiment to get the results you want.

Reference: <https://www.naturettl.com/how-to-photograph-plants/>



Super Bloom - California



Blue Bonnets – California



Red Ginger Lily - Hawaii



California Poppy



Vines in Banyan Tree - Maui



Sherman Library & Gardens

June Field Trip Assignment: Flowers & Flora

Wednesday, June 12th, 2024 / Hours: 10:30 a.m. – 4:00 p.m.

Sherman Gardens is an inspiring horticultural oasis and nationally renowned botanical garden. On Wednesday, an expert Docent Tour Guide conducts a one hour tour around the gardens from 11:00 am-12:00 noon.

The Gardens' collections include:

- Over 100 species of palms from around the world
- 130 unique varieties of begonias
- A lush tropical conservatory featuring a koi pond, carnivorous plants and an extensive orchid collection
- An artistic succulent garden
- A formal garden
- A tea garden with numerous hanging baskets of fuchsia, begonias, and seasonal favorites.

Visitors can explore the gardens along wide brick walkways winding past bubbling tile fountains and flower beds bursting with color, texture, and fragrance.

Carpool: Since Sherman Gardens is close, there will be no carpooling at our usual location. If you would like to carpool, you should contact other members ahead of time.

Admission: \$5.00 - You can either purchase tickets online (recommended) or at the ticket booth.

Parking: Lot A: Dahlia Ave. at Pacific Coast Hwy. / Lot B: Dahlia Ave. at 3rd Avenue Parking is free.

Contact Us: *Gardens* (949) 673-2261

Website: <https://thesherman.org/>



Photography Guidelines

- Tripods are allowed but cannot be placed in plant beds or on benches.
- Additional photographic equipment is prohibited except under commercial contract. This includes, but is not limited to: drones, lights, reflectors, props, costumes, and models.
- All persons included in the shoot must arrive 'camera ready' as dressing rooms are not available and public restrooms may not be used for dressing and/or changing.
- No activities are permitted that may disturb or limit the experience of other visitors.
- Photography is not permitted inside any buildings on the property - this includes the historic Adobe, our restaurant 608 Dahlia, and Sherman Library.



Lunch: Ruby's Dinner



Time: 12:30 PM

2305 East Coast Highway
 Corona Del Mar, CA 92625
949-673-7829

Note: Short walk from Sherman



July Assignment - Open Theme in Three Photos

To be shown at August general meeting

By Mike Whitmore

This assignment is wide open as to what you might choose to photograph and document.

Here are a few suggestions you might consider for your three photos:

1. Storytelling in three photos depicting an event, place, action, sport, experience, etc.
2. Depicting one person or creature such as a child, an animal, or anyone interesting.
3. Three different perspectives on the same subject.
4. Three action photos depicting motion.
5. Three pictures in a style you like such as black and white, painterly, or abstract.
6. Three photos of whatever you enjoy photographing the most.

We chose this assignment to open the door to your interests and creativity. Have fun showing three photos!

Here are three examples by Mike Whitmore.

Pairs of Birds



Excitement at the Fair

Apes



PSOC POTLUCK PICNIC SATURDAY - JULY 20, 2024

The **PSOC Potluck Picnic** will be held at the Greenbrook Clubhouse in Fountain Valley from **11:00 am - 2:00 pm** on **Saturday-July 20, 2024** (see map below).

Please bring a main dish or side dish serving approximately 12 people. If you wish, you can also bring your favorite dessert to share with others. The club will provide desserts, drinks (e.g. water, juices), paper plates, napkins, plastic cups and utensils. The food and drinks will be set up on the south side of the clubhouse in the BBQ area. We'll use the grassy area next to the clubhouse for our potluck picnic.

This is a great opportunity to visit with fellow club members and guests, enjoy some good food and drink, play some games, talk about photography, and maybe even take a few candid shots of people eating, laughing, playing games, or just relaxing. If you have some games (*i.e.* bocce ball, corn hole toss, ladder ball toss), please bring them with you to share with others.

PLEASE BE SURE TO BRING YOUR PSOC NAME BADGE, SUNSCREEN, CHAIRS, BLANKETS, UMBRELLAS and/or CANOPY.

If you're a new member and don't have your PSOC name badge yet, we'll provide you with a stick-on badge.



Directions to Greenbrook Clubhouse (18222 Santa Joanana St.): Head south on Magnolia past Talbert, go one block and turn right on Rhine River St., then go two blocks and turn left on Santa Joanana St. The clubhouse is one block south on the left side of the street. We'll be set up on the south side of the clubhouse.

Picnic Guidelines:

1. Members & guests should bring a main dish or side dish to share with others (serving approx. 12 people).
2. Members & guests should bring their own chairs, blankets, umbrellas and/or canopy.
3. Members & guests can bring games to play with others.
4. Restrooms are located on the east side of the clubhouse next to the pool (accessible from the back door).

NOTE: If you are on a special diet, you're welcome to bring your own picnic lunch.

PLEASE RSVP no later than July 12th to Kurt Bayless at kbayless123@gmail.com

WE HOPE TO SEE YOU AT THE PICNIC THIS YEAR TO CELEBRATE SUMMER!

Angels Camp Weekend Trip October 10-13, 2024

Angels Camp is located on Highway 49, in the beautiful Goldrush country of Central California. You won't want to miss this trip.


The PSOC Fall trip will be three nights in this historic mining town. You will also want to see the many other nearby historic towns of the Goldrush Country which are very photogenic. They include Murphys, Sutter Creek, Mokelumne Hill, Jackson, Volcano, and many others within a short distance. There are many nearby vineyards to visit and three caverns to see. Calaveras Big Trees State Park, a 6,000-acre preserve of forest including two magnificent stands of giant Sequoia redwoods is also nearby. There are many rivers and small lakes that can provide opportunities for Fall color images with reflections. Yosemite Valley is just east of Highway 49 via Highway 120.

We will be staying at the Travelodge in Angels Camp. Rooms are being held for PSOC members at the nightly room rates of \$130 to \$144, plus tax. You can check out the Inn at [Travelodge by Wyndham Angels Camp CA | Angels Camp, CA Hotels \(wyndhamhotels.com\)](https://www.wyndhamhotels.com/angels-camp-ca) .

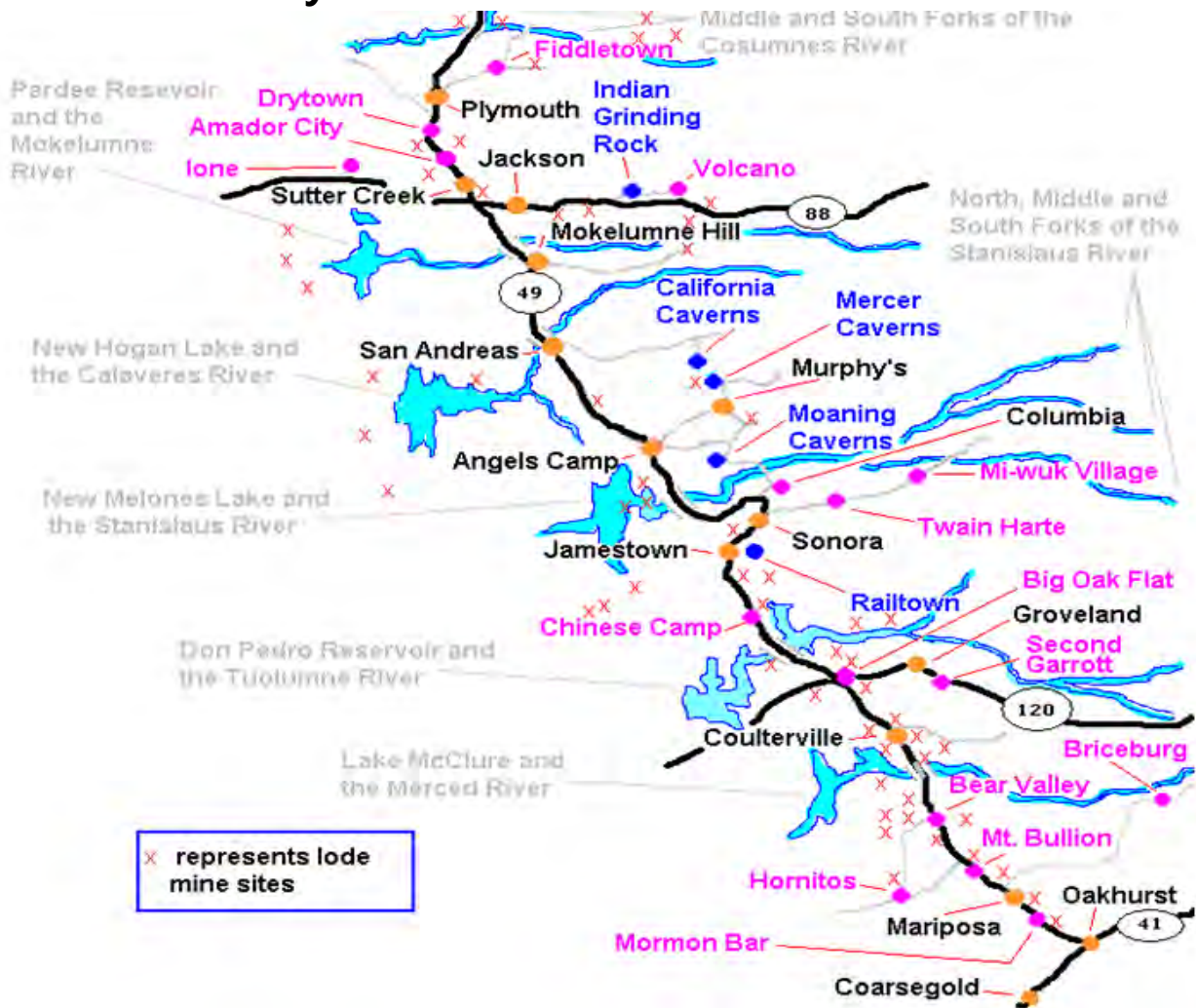
Make your reservation by calling Travelodge directly at

209-736-5004. Ask for the Mike Whitmore/PSOC room reservations and special rates.

*Downtown Angels Camp
Columbia in the Fall (2)
Winery in October
Hanging Out on Main Street*



Goldrush Country



Along Highway 49 in October



ACCOMPLISHMENTS

Our Members Have Been Busy with Great Accomplishments

Carol Calkins: One main page photo in September and 1 inset photo in July in the 2024 Bolsa Chica Conservancy Calendar.

Cheryl Del Toro

Cheryl sold a greeting card photograph titled “Hollywood Hills After Dark” through Fine Art America.

Bernd Steinebrunner: In December, he was awarded three Honorable Mentions in the International Color Photography Competition ‘**Chromatic Awards**’ - Under People, Landscape and Animals and Wildlife. See Bernd’s website of his recent **Books and Awards**

President’s note: The Chromatic Awards site is worth the time to gain inspiration and examples of excellent Photography

JOURNEY TO THE
JUNGLE
(Published in 2023
– For Sale on
Amazon)



I had the opportunity to experience the immense biodiversity of Costa Rica. I captured photographs of the wildlife I encountered in their natural habitat, ranging from crocodiles to snakes, monkeys, countless birds, and iguanas.

<https://www.bestphotogallery.com/Publications>

Eileen Rizzacasa: Two main page photos in August and October in the 2024 Bolsa Chica Conservancy Calendar, and one photo in the 2024 Wings Over Bolsa Calendar. She also has two photographs of Bald Eagles in the Bolsa Chica Land Trust’s Spring issue.

Kurt Bayless: One main page photo in February and one inset photo in August in the 2024 Bolsa Chica Conservancy Calendar, and 3 photos in the 2024 Wings Over Bolsa Calendar.

Dan Anderson: 1st Place Cash Award a photograph on display in the Cypress Art League Art Exhibition.



PICTURE THIS

PILLARS OF CREATION, 1995


(Photograph by NASA's Hubble Space Telescope)

The Hubble Space Telescope almost didn't make it. Carried aloft in 1990 aboard the space shuttle Atlantis, it was over-budget, years behind schedule and, when it finally reached orbit, nearsighted - its 8-foot mirror distorted as a result of a manufacturing flaw.

It would not be until 1993 that a repair mission would bring Hubble online. Finally, on April 1, 1995, the telescope delivered the goods, capturing an image of the universe so clear and deep that it has come to be known as Pillars of Creation.

What Hubble photographed is the Eagle Nebula, a star-forming patch of space 6,500 light-years from Earth in the constellation Serpens Cauda. The great smokestacks are vast clouds of interstellar dust, shaped by the high-energy winds blowing out from nearby stars (the black portion in the top right is from the magnification of one of Hubble's four cameras).

But the science of the pillars has been the lesser part of their significance. Both the oddness and the enormousness of the formation—the pillars are 5 light-years, or 30 trillion miles, long - awed, thrilled and humbled in equal measure. One image achieved what a thousand astronomy symposia never could.



Suggested PSOC Critique Guidelines

PSOC was founded as a platform for image sharing and supportive self-improvement. With the expanded utilization of outside professional photographers to critique the members' submitted images, that mission has evolved into a shared desire to become more proficient in the art and craft of photography.

It is the responsibility of those who critique to foster that desire and encourage and **teach** the members through that critique. The critique should be a careful review of the images accompanied by an **opinion** regarding the overall strength of the image, as well as an **opinion** regarding the artistic and technical aspects of the image presented. Although the spectrum of photographers showing images includes beginners as well as some who are very advanced, learning and growth should be encouraged at all levels. The following guidelines have been formulated to bring a consistency of format to the critiques. These are not checklists, just suggestions to help the critiquers help our members improve their photographic craft.

1. What is your overall first impression? What impact does the image have for you? What do you like about the photograph? **Be concise**. Remember you are teaching *all* the members as well as the contributing photographer.
2. What **constructive** comments can you make? How does the composition and framing work? How does your eye take in the elements of the image? What gets your attention, and why? Note use of techniques like "rule" of thirds, leading lines, framing, patterns, lighting choices, and other visual elements. What helpful comments can you make?
3. How do you see the technical and processing factors contributing to the image? This may include perspective, exposure, highlight detail, shadow detail, bright and dark areas, contrast; processing of color or black and white, luminescence, contrast, vignetting, dodging, burning, and cropping.
4. Make it clear that your comments are all **your opinion** on how **you** might do it differently, based on your experience, personal style, vision, and processing preferences. Other artists/photographers may often see the image differently.
5. How might you encourage the photographer? Remember, the photographer has a reason to show this work and obviously feels good about it. **You are encouraged to ask the photographer to comment on what they were seeing and expressing in the image. We would also like you to encourage the members in attendance to participate through questions and comments.**
6. Although the title slide for each member's submittal does not need to be critiqued, an outstanding title image can be *quickly* noted.
7. **Please be concise in your comments.** The meetings are scheduled for two hours, and there can often be well over 100 images submitted.

WALL HANGERS



Annette Golbits



Deniz Gillham




Nancy Phillips



John Bare



Lee Gillham



Eric Stogner