

PRESIDENT'S LETTER; MARCH 2024



We are thankful to Charlie Hunt for his years of service on the PSOC Board of Directors. Charlie served as President of PSOC in 2022 and has been and will continue as Chairman of the "Assignment" committee and the "Members Helping Members" committee.

Thank you to all of the many members who volunteer to assist the PSOC, helping to make it a club that facilitates our learning and assists us in perfecting our photography skills while enjoying friendships with other photographers.

The February LENS meeting with Lee Sie provided some amazing insights into techniques of using "Travel Photography as Art." You can visit Lee's website to see more of his work at: www.LeeSiePhotography.com.

Don't miss the March 21st LENS meeting, when Linda Calkins will share ideas and techniques for creating "Painterly Effects" in the processing of your images. "Painterly Effects" will be the April assignment and should be fun for all of us.

The March and April activity schedule has changed due to The Fount Church's Easter week schedule. Our March general meeting will be on April 4th instead of March 28th.

The March 23rd field trip involves travel to and from Los Angeles on the Blue Line from the Long Beach Willow Street station. We will all meet in Huntington Beach at the south end of the AAA parking lot at the corner of Beach Blvd. and Stark Street, and then carpool to the Blue Line station. **Please be there by 8:00 am.** We will then proceed to Long Beach (Willow Street Station) to pick up the Metro Blue Line to Downtown Los Angeles. Details are in this newsletter. We have done this before and have found many great photo opportunities on the Blue Line trip itself. This will be an opportunity to get better acquainted with each other. Be sure to read Linda Calkins's write up for the field trip in this newsletter!

Mike

TABLE OF CONTENTS

President's Letter	1
Table of Contents	2
Monthly Events – Meetings, Assignment & Field Trip.....	3
2024 PSOC Calendar of Events & What to Show.....	4-5
March 2024 Assignment-Creative Perspectives	6-7
March 2024 Field Trip-Downtown LA via Blue Line	8-11
April 2024 Assignment-Painterly Effects.....	12-13
April 2024 Field Trip-Huntington Library & Gardens	14-16
Spring Overnight Field Trip to Santa Barbara.....	17-23
2024 Orange County Fair Visual Arts Competition	24-25
Member Accomplishments – Congratulations	26
Picture This	27
Photo Critique Guideline	28
Wall Hangers.....	30

MONTHLY MEETINGS

MARCH LENS MEETING INFO

Thursday: March 21, 2024 @ 7:00 PM

Painterly Effects will be the topic for this month's LENS meeting.
Linda Calkins will present.

MARCH GENERAL MEETING INFO

March General Meeting was moved from March 28th to April 4th

The General Meeting will be held on January 25, 2024 at 7:00 p.m. **Shadows & Silhouettes** will be the assignment to show for critique along with images from **Mission San Luis Rey & Oceanside** field trip. Barry Evans will critique.

PLEASE NOTE: All Members in good standing are encouraged to email up to three images, plus a title photo, to the Digital Show Team at PSOCphoto@gmail.com on or before Tuesday, 6:00 p.m. the week of the show. The deadline is important because the Digital Show Team needs time to prepare all the images for showing. For instructions on submitting your images, see "Digital Files" at our PSOC website. Images must comply with instructions to fit our digital media. Images late or not in compliance will be returned with an explanation.

MARCH 2024 ASSIGNMENT – CREATIVE PERSPECTIVES

Effective perspective photography takes what would be a two-dimensional viewpoint picture. Using the spatial relationship of the subjects/objects, it would create the feeling of a three-dimensional picture.

See Charlie Hunt's attached write-up for great ideas.

SATURDAY-MARCH 23, 2024 FIELD TRIP

DOWNTOWN LA via BLUE LINE will add to your opportunity to find great shots.

See Linda Calkins's attached write-up for places to shoot.

2024 PSOC CALENDAR OF EVENTS

JANUARY						
S	M	T	W	Th	F	S
	1	2	3	4	5	6
7	8	9	10	11	12	13
14	15	16	17	18	19	20
21	22	23	24	25	26	27
28	29	30	31			

01 New Year's Day
15 M.L. King Day
18 LENS Meeting
25 General Meeting
27 Jan Field Trip – Nethercutt Museum (Sat)
Jan Assignment – Details

JULY						
S	M	T	W	Th	F	S
	1	2	3	4	5	6
7	8	9	10	11	12	13
14	15	16	17	18	19	20
21	22	23	24	25	26	27
28	29	30	31			

04 Independence Day
18 LENS Meeting
25 General Meeting
20 PSOC Picnic – Next to Greenbrook clubhouse (Sat)
Jul Assignment – "Open Theme" in three (3) pictures

FEBRUARY						
S	M	T	W	Th	F	S
				1	2	3
4	5	6	7	8	9	10
11	12	13	14	15	16	17
18	19	20	21	22	23	24
25	26	27	28	29		

14 Valentine's Day
19 Presidents Day
15 LENS Meeting
22 General Meeting
25 Feb Field Trip-Mission San Luis Rey & Oceanside (Sun)
Feb Assignment – Shadows & Silhouettes

AUGUST						
S	M	T	W	Th	F	S
				1	2	3
4	5	6	7	8	9	10
11	12	13	14	15	16	17
18	19	20	21	22	23	24
25	26	27	28	29	30	31

18 Nat'l Animal Foster Day
15 LENS Meeting
22 General Meeting
25 Aug Field Trip – San Juan Capistrano (Sun)
Aug Assignment – Aquatic Life

MARCH						
S	M	T	W	Th	F	S
					1	2
3	4	5	6	7	8	9
10	11	12	13	14	15	16
17	18	19	20	21	22	23
24	25	26	27	28	29	30
31						

29 Good Friday
31 Easter Sunday
21 LENS Meeting
28 Gen. Mtg. "Moved" to April 4th
23 Mar Field Trip – DTLA via Blue Line (Sat)
Mar Assignment – Creative Perspectives

SEPTEMBER						
S	M	T	W	Th	F	S
1	2	3	4	5	6	7
8	9	10	11	12	13	14
15	16	17	18	19	20	21
22	23	24	25	26	27	28
29	30					

1-30 PSOC Library Show
14 Library Reception (Sat)
02 Labor Day
05 "MOVIE NIGHT"
19 LENS Meeting
26 General Meeting
Aug 31 Sep Field Trip – H.B. Civil War Reenact. (Sat)
Sep Assignment – Black & White

APRIL						
S	M	T	W	Th	F	S
	1	2	3	4	5	6
7	8	9	10	11	12	13
14	15	16	17	18	19	20
21	22	23	24	25	26	27
28	29	30				

04 "March" General Mtg.
22 Earth Day
18 LENS Meeting
25 General Meeting
24 Apr Field Trip – Hunt. Gardens (Wed)
Apr Assignment – Painterly Effects
April 11-14 – Field Trip to Santa Barbara, CA

OCTOBER						
S	M	T	W	Th	F	S
		1	2	3	4	5
6	7	8	9	10	11	12
13	14	15	16	17	18	19
20	21	22	23	24	25	26
27	28	29	30	31		

03,12 Rosh Hashanah, Yom Kippur
14 Indigenous Peoples Day
31 Halloween
17 LENS Meeting
24 General Meeting
20 Oct Field Trip – Old Towne San Diego (Sun)
Oct Assignment – Minimalist Compositions
October 10-13 – Field Trip to Angels Camp, CA

MAY						
S	M	T	W	Th	F	S
			1	2	3	4
5	6	7	8	9	10	11
12	13	14	15	16	17	18
19	20	21	22	23	24	25
26	27	28	29	30	31	

12 Mother's Day
27 Memorial Day
16 LENS Meeting
23 General Meeting
18 May Field Trip – San Joaquin Wild. Sanc. (Sat)
May Assignment – Wildlife, Animals & Creatures

NOVEMBER						
S	M	T	W	Th	F	S
					1	2
3	4	5	6	7	8	9
10	11	12	13	14	15	16
17	18	19	20	21	22	23
24	25	26	27	28	29	30

11 Veterans Day
28 Thanksgiving Day
07 LENS Meeting
21 General Meeting
13 Nov Field Trip – Laguna Beach & Crystal Cove (Wed)
Nov Assignment – Night Photography

JUNE						
S	M	T	W	Th	F	S
						1
2	3	4	5	6	7	8
9	10	11	12	13	14	15
16	17	18	19	20	21	22
23	24	25	26	27	28	29
30						

16 Father's Day
19 Juneteenth
20 LENS Meeting
27 General Meeting
12 Jun Field Trip-Sherman Library & Gardens (Wed)
Jun Assignment – Flowers & Flora

DECEMBER						
S	M	T	W	Th	F	S
1	2	3	4	5	6	7
8	9	10	11	12	13	14
15	16	17	18	19	20	21
22	23	24	25	26	27	28
29	30	31				

NO LENS OR GENERAL MTGS.
25 Christmas Day
26 Hanukkah & Kwanzaa
05 PSOC Holiday Party – Show candid shots of members in 2024
Jan. 23, 2025 General Mtg.: Show Laguna Beach & Crystal Cove field trip and Night Photography assignment

2024 PSOC... What to Show at General Meetings

This chart shows the dates of general meetings and what to show at each meeting. Pictures for any assignment can be taken anytime during the year-end 2023 and year 2024, as long as the images fit the assignment for the meeting in which you are showing them. We ask members to submit current work for the meeting critiques. Assignments are planned so as to be coordinated with field trip locations. Pictures taken on field trips need not be assignment-related in order to be shown for critique at the meetings.

<u>DATE OF MEETING</u>	<u>FIELD TRIP TO SHOW</u>	<u>ASSIGNMENT TO SHOW</u>
January 25th	Shoreline Village/Queen Mary/ Aquarium of the Pacific	Qualities of Light & Shadow
February 22nd	Nethercutt Museum & Collections	Details
March 28th	Mission San Luis Rey & Oceanside	Shadows & Silhouettes
April 25th	Downtown Los Angeles (via Blue Line)	Creative Perspectives
May 23rd	Huntington Library & Gardens <i>AND</i> <u>Spring Overnight Trip - Santa Barbara</u>	Painterly Effects
June 27th	San Joaquin Wildlife Sanctuary	Wildlife, Animals & Creatures
July 25th	Sherman Library & Gardens	Flowers & Flora
August 22nd	PSOC Picnic (by Greenbrook Clubhouse)	"Open Theme" in 3 pictures
September 26th	San Juan Capistrano	Aquatic Life
October 24th	H.B. Civil War Reenactment	Black & White
November 21st	Old Towne San Diego (Dia Los Diablos) <i>AND</i> <u>Fall Overnight Trip - Angels Camp</u>	Minimalist Compositions
December 5th	PSOC Holiday Party (Greenbrook Clubhouse)	Candid shots of PSOC members on field trips & other events in 2024
Jan. 23, 2025	Laguna Beach & Crystal Cove	Night Photography

March Assignment - Creative Perspectives

By Charlie Hunt with input from Mike Whitmore
(To be shown at the April 2024 general meeting)

Effective **Perspective Photography** takes what would be a two-dimensional viewpoint picture and, using the spatial relationship of the subjects/objects, create the feeling of three-dimension. Thus, giving an inspirational depth to the image.

Another way of thinking about perspective photography is to consider the visual story you are facing.

Mike Whitmore has shown to have a great eye in capturing different perspectives in his phototherapy. In a previous assignment, he wrote the following:

Think of a creative and unusual perspective when you look into your viewfinder this month and think about how to create a very different and interesting perspective from which to shoot. Consider a more unique way to see your subject.

This could be simply getting your camera down to ground level and looking up. It might be to get high and look down or to get close with a wide-angle lens and distort the perspective.

Professional photographer and storyteller, Nathan Lee Allen, published an article on the Adorama website. He discusses more of the technical aspects of perspective photography. Use the link below to see his article and work.

[Perspective in photography is defined, greater depth to your images.](#)




By Nancy Philips



By Glen Buto



By Charlie Hunt



By Charlie Hunt

Field Trip - Downtown Los Angeles via Blue Line



Saturday, March 23, 2024

Assignment - *Creative Perspectives*

By Linda Calkins

Carpooling

We will meet at in the south end of the AAA parking lot at the corner of Beach Blvd. and Stark St. in Huntington Beach. Please be there by 8:00 am. We will then proceed to Long Beach (Willow Street Station) to pick up the Metro Blue Line to downtown Los Angeles. Details are on the 2nd page for using the ***Blue Line***.

There are many things and locations to explore in downtown Los Angeles. Drop off point will be Pershing Square in downtown LA. Suggestions of places to photograph are:

Pershing Square

Pershing Square is located in the heart of downtown Los Angeles at 532 S. Olive St. The Square is a public place that allows community members and visitors to sit, talk, meet up and relax in the middle of the town. The square is made up of hard-scapes and grass areas that offer an area for concerts, gatherings, decorated with fountains, monuments, statues, and a large seating platform.

Angels Flight Railway

The Railway's Top Station is located at California Plaza, 350 South Grand Avenue, Los Angeles 90071. Open every day from 6:45 am to 10:00 pm, including weekends and holidays.

The Lower Entrance is located at 351 South Hill Street, Los Angeles 90013, across from Grand Central Market. The fare is \$1.00 each way, and you can purchase a souvenir round-trip ticket for \$2.00 to take a piece of history home with you.

<https://www.angelsflight.org/>

A \$0.50 Metro fare discount is available for *TAP Card* users with 'Stored Value' for a one-way trip. You will need to tap your valid TAP Card on the validator located at the Angels Flight® Station House to be granted the discount. TAP cardholders must load 'Stored Value' to ride.

Photos, courtesy of Kurt Bayless

Grand Central Market

A large open-air market offering fruits, vegetables, meat, poultry, fish, gift shops, snacks and restaurants. Open every day.

Admission: Free + Options

Address: 317 South Broadway, Los Angeles, California 90013

The Biltmore Hotel, a classic hotel that's over 100 years old.

Olvera Street

if you haven't been, it's a historic pedestrian street in El Pueblo de Los Angeles (across from Union Station). There are many interesting things to see and purchase. A short bus ride is \$1.00-\$2.00 dollars each way.

Bradbury Building

Built in 1893, the five-story office building is best known for its extraordinary skylit atrium of access walkways, stairs and elevators, and their ornate ironwork. It's an architectural landmark in downtown Los Angeles.

Little Tokyo

Also known as Little Tokyo Historic District, is an ethnically Japanese-American district in downtown Los Angeles and the heart of the largest Japanese-American population in North America. Little Tokyo is actually **only one of three official Japanese towns in the U.S.**, which makes this area very special. The Japanese-American National Museum is also located in this area. Walk is about 20 minutes away.

Blue Line Metro to Los Angeles from Long Beach.

Long Beach departure location is: **Willow Street Station. Address:** 2750 American Ave., Long Beach, CA

“Free” Parking

Take A Line -Train to **Pershing Square**. Train leaves every 8 mins. Travel time about 50 minutes
Fare one-way: Seniors 62+: \$.75 each way; Regular fare: \$1.00 each way

Note: You will need to purchase a **TAP Card** for traveling on the Metro Line. *Cash is not accepted on the train.* Stations are in the parking lot and will take cash, debit or credit card.

Train travel back to Long Beach, fare is the same and runs every 8 mins.

Lunch: Hilltop Coffee + Kitchen

Meet at 12:30 pm

Address: 718 S. Hill Street, Los Angeles, CA

Phone: 213-265-7636

Hours: 8:00 am - 3:00 pm

* *All Day Brunch on Saturday & Sunday*

Website: findyourhilltop.com



Websites to check out:

Pershing Square

<https://www.laparks.org/pershingsquare/>

Chinatown

<https://www.discoverlosangeles.com/things-to-do/the-guide-to-chinatown-in-los-angeles>

Little Tokyo

https://www.tripadvisor.com/Attraction_Review-g32655-d144151-Reviews-Little_Tokyo-Los_Angeles_California.html

Bradbury Building

<https://www.laconservancy.org/learn/historic-places/bradbury-building/>

Olvera Street

<https://www.discoverlosangeles.com/things-to-do/discover-olvera-street-and-historic-el-pueblo-de-los-angeles>

Grand Central Market

<https://grandcentralmarket.com/>

Angels Flight

<https://www.angelsflight.org/>

Union Station - DTLA

<https://www.unionstationla.com/>

Walt Disney Concert Hall

<https://www.musiccenter.org/visit-explore/visit-explore/campus/walt-disney-concert-hall/>

The Broad Museum

<https://www.thebroad.org/about>

These are a few suggestions for you to explore. Enjoy your day in LA!

Create a Painterly Look For Your Photos

April Assignment to be shown at the May general meeting

by Linda Calkins



John Starkey "Morning Coffee"
example Edward Hopper style

When researching this, I found that it was a different process than I had expected. Most of us have used some third-party software or various tools within Photoshop or PS Elements to achieve a painterly look. This is a different process to mimic the look of a traditional oil painting.

So what is painterly photography?

The artwork is the ability to set up and capture an image in a style which could easily be a painting. You have to put yourself into the mind of an artist. All elements featured in the photograph must be there for a reason. As a photographer, it is easy to take on a documentary approach – capturing the scene literally as it appears in front of you. This technique makes you look harder and take away those distracting details.

Many photographers that have used this look have referenced inspiration from “The Old Masters.” Monet, Rembrandt, Edward Hooper, just to name a few.

There are a few options and techniques to produce the painterly look. Instead of just creating a sharp, well composed image as a photographer, you step forward as an artist to create a piece of art.

Part of the process is within Photoshop, using a number of layers and adjustments to the file for the end result, a “Painterly Look.” Subtle layer treatments really enhance the overall results and allow future changes to your file, such as color, enhanced lights/shadows and texture.

The artist/photographer may use the tools available from the camera to post processing tools of PS Elements, Photoshop, Lightroom, etc. Creating an image or body of work perfects what the artist wants to say or convey in minimal or complex settings. To capture art is to use the techniques of creating a good picture, but may also use unconventional techniques to add for the look.

LENS Meeting:

I will be doing the LENS Meeting for the “Painterly Look,” and will be sending out some textures you can use if you like to enhance your images. I will be walking you through some processes and ideas to create a “Painterly Look.” There are a few processes that can be done in Lightroom, but I will be using Photoshop and PS Elements for the meeting.

Some of the adjustments to create the look include: Dodge and Burn, Color Saturation, Overlaid Textures, and Lighting Curves.

Websites to check out:

<https://www.captureone.com/blog/giving-your-images-a-painterly-look-by-kristina-varaksina>

<https://www.ceyisestudios.com/what-is-painterly-photography-and-why-does-it-matter/>

Examples:



Before

After



Landscape

By David Osborn



Flower texture background



Before

After



April Field Trip

The Huntington Library and Botanical Gardens

Date: Wednesday April 24th, 2024

Hours: 10:00 a.m. – 5:00 p.m.

Information: (626) 405-2100

<http://huntington.org/>

Assignment Painterly Effects

Admission

Adults \$25 / Seniors \$21.00

Tickets can be purchased at the time of visit or online in advance through the above link

Travel

Address: 1151 Oxford Road
San Marino, CA 91108

Parking is free. No parking reservations are necessary
Drive time is approximately 50 minutes from Huntington Beach

Lunch

1919 (Café) – 12:30 p.m.

No reservations are required. Named for the year the Huntington was founded, 1919 is conveniently located in the entrance complex and serves brick-oven pizzas, pasta, salads, soups, sandwiches and daily featured specials as well as Border Grill taqueria's signature modern Mexican cuisine. Outside seating is available.


Carpool

Meet at 9:00 a.m. at the south end of the parking lot located on the northeast corner of Beach Boulevard and Stark Drive, Huntington Beach.



The Huntington Library, Art Collections, and Botanical Gardens Overview:

In 1919, railroad magnate and developer Henry Edwards Huntington established The Huntington, and in doing so, committed to making his collections of library materials, art works, and botanical gardens available to the people of California. The mission of his institution: to advance learning in the arts and sciences and to promote the public welfare. In the more than 90 years since The Huntington ended, the collections have grown impressively. Today the Library, Art Collections, and Botanical Gardens are world renowned for their breadth and depth.



The Huntington estate encompasses 207 acres and includes the Huntington Art Gallery, once the Huntingtons' residence, completed in 1911; the Library, which includes a public exhibition hall and research library complex composed of the original 1919 library and several major additions dating from 1930 to 2004; and the Virginia Steele Scott Galleries of American Art, including the original Scott Gallery built in 1984 and the Lois and Robert F. Erburu Gallery built in 2005. Other structures include the Mary Lou and George Boone Gallery, which houses special

exhibitions; The Rose Hills Foundation Conservatory for Botanical Science; and the Frances L. Brody Botanical Center, housing laboratories for teacher training and education programs.

The Library contains approximately 9 million items, far surpassing the 1 million works originally acquired by Mr. Huntington. Particular areas of strength include British and American history and literature; the history of science, medicine, and technology; and printing history. Examples include: William Shakespeare's quarto and folio editions, Benjamin Franklin's handwritten autobiography, John James Audubon's Birds of America, the Ellesmere manuscript of Chaucer's Canterbury Tales, and an extremely rare Gutenberg Bible (ca. 1450–55) on vellum. The Botanical Gardens include more than 15,000 kinds of rare plants from all over the world. These plants are the heart of the botanical collections, which are landscaped into more than a dozen specialized gardens, including a classical Chinese Garden, called the Garden of Flowing Fragrance; the Japanese Garden that includes a Japanese house, bonsai court, Zen garden and tea garden; and a Desert Garden containing one of the world's largest cactus/succulent collections.



The Huntington's art collections are also distinguished and include one of the most comprehensive assemblages of 18th- and 19th-century European art in the nation. The Virginia Steele Scott Galleries of American Art hold a representative collection of paintings ranging from the 1740s to the 1980s, with emphasis on the 19th century.



SPRING 2024 OVERNIGHT FIELD TRIP TO SANTA BARBARA - April 11th – 14th



View of Santa Barbara Harbor (photo by Kurt Bayless)

PSOC will be staying at the **SANDPIPER LODGE** located at 3525 State Street, Santa Barbara, CA 93405. For room reservations, please call **(805) 687-5326**. PSOC reserved a block of 15 rooms (8 king and 7 double queen). For the **Deluxe King Bed**, the **total for 3 nights is \$589.38 (taxes included)**. For the **Deluxe 2 Queen Beds**, the **total for 3 nights is \$623.58 (taxes included)**. When making your room reservation, be sure to tell them you are with PSOC so you can get our special group rate. The PSOC block of rooms will be available to members until March 31, 2024. You can cancel your reservation without penalty up to 48 hours before arrival. A continental breakfast is served daily from 6:30-10:00 am. Heated pool/spa and fitness center. Check-In: 3:00 pm / Check-Out: 11:00 am. Sandpiper Lodge website: www.sandpiperlodge.com



View from Stearns Wharf (photo by Kurt Bayless)

For our Group Dinner, we will meet at **Harry's Plaza Cafe** on **Friday-April 12th at 6:00 pm**. They're located at 3313-B State Street in Loreto Plaza (2 blocks east of the Sandpiper Lodge). Phone: **(805) 687-2800**.

Harry Davis opened the Santa Barbara eatery in 1968 to begin what would become an enduring tradition of serving American comfort food, beer, wine, and cocktails in an old-time relaxed and comfortable venue. They have both indoor and outdoor dining.

Harry's Plaza Café menu: <https://www.harrysplazacafe.com/dine-in/>



Solvang Windmill (photo by Nancy Whitmore)



Santa Barbara Trolley Tour

Things to see and do in the Santa Barbara and Santa Ynez Valley areas:

1. **Santa Barbara Trolley Tour** - Visitors who want a quick, fun overview of Santa Barbara's highlights will love this 90-minute trolley tour of the American Riviera. Drive past landmarks like the Courthouse, the Zoo, the Old Mission, and the Museum of Natural History. Cost is \$30 for adults.
Website: <https://sbrolley.com/about-santa-barbaras-original-trolley-tour/>
2. **Old Mission Santa Barbara** - Known as the "Queen of the Missions," Old Mission Santa Barbara is a stunning piece of California's history. The candy-colored pink and white facade of the Mission is a sight to behold. Explore the beautiful gardens, the historic cemetery, and the museum that houses artifacts from the Mission's past.
Website: <https://santabarbaraca.com/businesses/old-mission-santa-barbara/>



Old Mission Santa Barbara

3. **Santa Barbara County Courthouse** – It's a testament to the city's rich architectural heritage. This Spanish-Moorish building, often hailed as one of the most beautiful government buildings in the USA, is a sight to behold. Climb up the clock tower for a panoramic view of the city, or simply stroll around the sunken gardens.
Website: <https://santabarbaraca.com/businesses/santa-barbara-county-courthouse/>



Santa Barbara County Courthouse

4. **Santa Barbara Botanical Gardens** – It’s a nature lover's paradise. Spread over 78 acres, the garden is home to a diverse range of California's native plants. With five miles of walking trails, you can explore the gardens at your own pace, taking in the stunning views of the coast and mountains.

Website: <https://sbotanicgarden.org/>



Santa Barbara Botanical Gardens

5. **El Presidio de Santa Barbara** – It’s a state historic park that encompasses six acres and multiple buildings. The park’s buildings were originally constructed in 1782 as a Spanish military settlement. Today, people visit to learn about the region’s Spanish Colonial past, as well as the Chumash Indians who lived in the area for thousands of years.

Website: <https://www.sbthp.org/presidio>



El Presidio de Santa Barbara

6. **Santa Barbara Zoo** – Situated on 30 acres, the Santa Barbara Zoo is located on a hill that boasts spectacular views of the Pacific Ocean. Although smaller than many other California zoos like the renowned San Diego Zoo, the Santa Barbara Zoo is highly respected for its diverse array of creatures on display. It’s home to 146 species of mammals, reptiles, birds and insects. Come face to face with animals like Asian elephants, snow leopards, and lowland gorillas. Admission: Adults \$25. Parking: \$11 per vehicle (carpooling recommended). Hours Open: 9:30 am-5:00 pm daily. Website: <https://www.sbzoo.org/visit-the-santa-barbara-zoo/>



Santa Barbara Zoo



Zoo Map

7. **Santa Barbara Wine Country Tours** - Discover Santa Ynez Valley with a friendly and professional guide! Pick from the three most popular tours — Wine Country by Bike, Tasty Cupcake and Wine Tour, and our popular Santa Ynez Valley Tour. Start your day with door-to-door shuttle pick up from Santa Barbara or Santa Ynez. All trips include a gourmet lunch served in the shade of a winery or park.

Website: https://www.visitsyv.com/santa-barbara-wine-country-tours/?gclid=EAIaIQobChMIsu3l776IgwMV9NTCBB1Z8gAxEAAYBiAAEgJmFfD_BwE



Santa Inez Valley Vineyards

8. **Things to do in Solvang** - If you're looking for a unique getaway, the historic Danish village of Solvang offers the best of the Santa Ynez Valley and Santa Barbara wine country in a relaxed and peaceful setting. Indulge in authentic Danish pastries at our world-famous bakeries. Stroll through the village and admire the old-world European architecture, plus, find the perfect souvenir at a variety of charming boutiques and shops. A ride on the Solvang trolley is a must for families. This historic, wooden, horse-drawn streetcar, is just one example of Solvang's rich cultural heritage and offerings.

Website: <https://solvangusa.com/>



Solvang Inn

Other Websites To Check Out:

Santa Barbara Maritime Museum - <https://sbmm.org/>

Lotusland Gardens in Montecito - <https://www.lotusland.org/>

Santa Barbara Chromatic Gate - <http://www.seecalifornia.com/art/santa-barbara-chromatic-gate.html>

Santa Barbara Museum of Art - <https://santabarbaraca.com/businesses/santa-barbara-museum-of-art/>

Santa Barbara Red Tile Walking Tour - <https://santabarbaraca.com/itinerary/red-tile-walking-tour/>

Nojoqui Falls Park in Solvang - <https://www.visitsyv.com/nojoqui-falls-park/>

Santa Barbara Stearns Wharf - https://santabarbaraca.com/businesses/stearns-wharf/?gad_source=5&gclid=EAiaIQobChMIo9KPyK0mgwMVPxKtBh3Ldg12EAAYAAEgLvY_D_BwE



Santa Barbara Stearns Wharf






Santa Barbara Chromatic Gate

2024 Orange County Fair Visual Arts Competition

Website for 2024 OC Fair Photography & Fine Arts Competition Guides:

<https://ocfair.com/oc-fair/competitions-contests/visual-arts/>

PHOTOGRAPHY COMPETITION GUIDE



2024 Entry Timeline

Entry Deadline	Friday, May 24, by 6 p.m.
Entry Acceptance Email	Friday, June 14, by 6 p.m. <i>(check spam folders)</i>
Entry Delivery	Friday & Saturday, June 28-29, noon - 6 p.m.
Award Judging Results	Viewable in person. Posted online by the second week of fair.
Fair Dates	July 19 - Aug. 18 <i>(closed Mondays and Tuesdays)</i>
Entry Pickup	Tuesday, Aug. 20, 9:30 a.m. - 6 p.m. Entries may be picked up by someone other than the exhibitor.

Quick Guide

BY ENTERING YOU ARE AGREEING TO THE TERMS AND RULES PRESENTED IN THIS GUIDEBOOK.
All entries must be original, made by the artist and completed within the last two (2) years.

Entry Fees Per Entry	\$15 Adult • \$6 Young Adult (13-17) • Fees are non-refundable.
Entry Limit	Ten (10) per Adult • Two (2) per Young Adult (13-17)
How to Enter	Page 3
Presentation & Display	Pages 8-9
Size Requirements	Page 8

Contact.....Visual Arts Department • Valeria Tinoco, Program Coordinator
visualarts@ocfair.com • Office (714) 708-1718 • (714) 708-1624 (during Fair)
OC Fair & Event Center • 88 Fair Drive, Costa Mesa, CA 92626



2024 Entry Timeline

- Entry Deadline** Friday, May 24, by 6 p.m.
- Entry Acceptance Email**..... Friday, June 14, by 6 p.m. *(check spam folders)*
- Entry Delivery** Friday & Saturday, June 28-29, noon - 6 p.m.
- Award Judging Results**..... Viewable in person. Posted online by the second week of fair.
- Fair Dates**..... July 19 - Aug. 18 *(closed Mondays and Tuesdays)*
- Entry Pickup**..... Tuesday, Aug. 20, 9:30 a.m. - 6 p.m.
- Entries may be picked up by someone other than the exhibitor.

Quick Guide

BY ENTERING YOU ARE AGREEING TO THE TERMS AND RULES PRESENTED IN THIS GUIDEBOOK.

All entries must be original, made by the artist and completed within the last two (2) years.

- Entry Fees Per Entry** \$15 Adult • \$6 Young Adult (13-17) • Fees are non-refundable.
- Entry Limit**..... Ten (10) per Adult • Two (2) per Young Adult (13-17)

- How to Enter** Page 3
- Presentation & Display**..... Pages 8-9
- Size Requirements**..... Page 8

Contact..... Visual Arts Department • Valeria Tinoco, Program Coordinator
 visualarts@ocfair.com - Office (714) 708-1718 • (714) 708-1624 (during fair)
 OC Fair & Event Center • 88 Fair Drive, Costa Mesa, CA 92626

Congratulations

Our Members Have Been Busy with Great Accomplishments

Carol Calkins: One main page photo in September and 1 inset photo in July in the 2024 Bolsa Chica Conservancy Calendar.

Bernd Steinebrunner: In December, he was awarded three Honorable Mentions in the International Color Photography Competition 'Chromatic Awards' - Under People, Landscape and Animals and Wildlife. See Bernd's website of his recent **Books** and **Awards**

President's note: The Chromatic Awards site is worth the time to gain inspiration and examples of excellent Photography



JOURNEY TO THE JUNGLE

(Published in 2023 – For Sale on Amazon)

I had the opportunity to experience the immense biodiversity of Costa Rica. I captured photographs of the wildlife I encountered in their natural habitat, ranging from crocodiles to snakes, monkeys, countless birds, and iguanas.

<https://www.bestphotogallery.com/Publications>

Eileen Rizzacasa: Two main page photos in August and October in the 2024 Bolsa Chica Conservancy Calendar, and one photo in the 2024 Wings Over Bolsa Calendar.

Kurt Bayless: One main page photo in February and one inset photo in August in the 2024 Bolsa Chica Conservancy Calendar, and 3 photos in the 2024 Wings Over Bolsa Calendar.



PICTURE THIS

UNTITLED (COWBOY), 1989

(Photograph by Richard Prince)

The idea for the project that would challenge everything sacred about ownership in photography came to Richard Prince when he was working in the tear-sheet department at Time Inc. While he deconstructed the pages of magazines for the archives, Prince's attention was drawn to the ads that appeared alongside articles.

One ad in particular caught his eye: the macho image of the Marlboro Man riding a horse under blue skies. And so, in a process he came to call re-photography, Prince took pictures of the ads and cropped out the type, leaving only the iconic cowboy and his surroundings.

That Prince didn't take the original picture meant little to collectors. In 2005, Untitled (Cowboy) sold for \$1.2 million at auction, then the highest publicly recorded price for the sale of a contemporary photograph. Others were less enthusiastic. Prince was sued by a photographer for using copyrighted images, but the courts ruled largely in Prince's favor.

That wasn't his only victory. Prince's re-photography helped to create a new art form - photography of photography - that foreshadowed the era of digital sharing and upended our understanding of a photo's authenticity and ownership.



Suggested PSOC Critique Guidelines

PSOC was founded as a platform for image sharing and supportive self-improvement. With the expanded utilization of outside professional photographers to critique the members' submitted images, that mission has evolved into a shared desire to become more proficient in the art and craft of photography.

It is the responsibility of those who critique to foster that desire and encourage and **teach** the members through that critique. The critique should be a careful review of the images accompanied by an **opinion** regarding the overall strength of the image, as well as an **opinion** regarding the artistic and technical aspects of the image presented. Although the spectrum of photographers showing images includes beginners as well as some who are very advanced, learning and growth should be encouraged at all levels. The following guidelines have been formulated to bring a consistency of format to the critiques. These are not checklists, just suggestions to help the critiquers help our members improve their photographic craft.

1. What is your overall first impression? What impact does the image have for you? What do you like about the photograph? **Be concise**. Remember you are teaching *all* the members as well as the contributing photographer.

2. What **constructive** comments can you make? How does the composition and framing work? How does your eye take in the elements of the image? What gets your attention, and why? Note use of techniques like "rule" of thirds, leading lines, framing, patterns, lighting choices, and other visual elements. What helpful comments can you make?

3. How do you see the technical and processing factors contributing to the image? This may include perspective, exposure, highlight detail, shadow detail, bright and dark areas, contrast; processing of color or black and white, luminescence, contrast, vignetting, dodging, burning, and cropping.

4. Make it clear that your comments are all **your opinion** on how **you** might do it differently, based on your experience, personal style, vision, and processing preferences. Other artists/photographers may often see the image differently.

5. How might you encourage the photographer? Remember, the photographer has a reason to show this work and obviously feels good about it. **You are encouraged to ask the photographer to comment on what they were seeing and expressing in the image. We would also like you to encourage the members in attendance to participate through questions and comments.**

6. Although the title slide for each member's submittal does not need to be critiqued, an outstanding title image can be *quickly* noted.

7. **Please be concise in your comments.** The meetings are scheduled for two hours, and there can often be well over 100 images submitted.


WALL HANGERS



Susan Bouet



Lee Gillham



Wendy Hill

George R. Hagen