

PRESIDENT'S LETTER; MAY 2024



We are changing our meeting location **effective with the May 16th LENS meeting. We will meet at the Center at Founders Village Senior & Community Center located at 17967 Bushard Street, Fountain Valley, CA 92708 (NW Corner of Talbert and Bushard).**

This is just two streets north of where we met at The Fount Church.

The LENS meeting will be at 7:00 P.M. on the second floor of the Center in the "Lecture" room. We will have a PSOC sign at the door.

The May 23rd General meeting will be on the first floor in "Hall A." Look for the PSOC sign. Refreshments will be served in Hall A beginning at 6:30 P.M. and the meeting will begin at 7:00 P.M.

Barry Evans will be presenting his Guidance on Techniques for photographing "Flowers and Flora" at the May 16th LENS meeting. This will help you with the June Assignment.

The May 18th field trip will be to the San Joaquin Wildlife Sanctuary. The June 12th field trip is to Sherman Library and Gardens. Both of those locations are very photogenic!

We encourage you to make a habit of reading the newsletter and checking the PSOC website in the first week of each month. These are our primary means of communication regarding everything that goes on in PSOC. Please also check your email regularly for PSOC messages.

We invite you to participate in our mentoring program - "Members Helping Members." Information about this was sent out via email and is also on the [PSOC Main ~ Photographic Society of Orange County](#) website under the "PSOC" heading. If you are interested in being a mentee to get help, or in helping another member by being a mentor, please let Charlie Hunt know at ceahunt@msn.com.

Mike

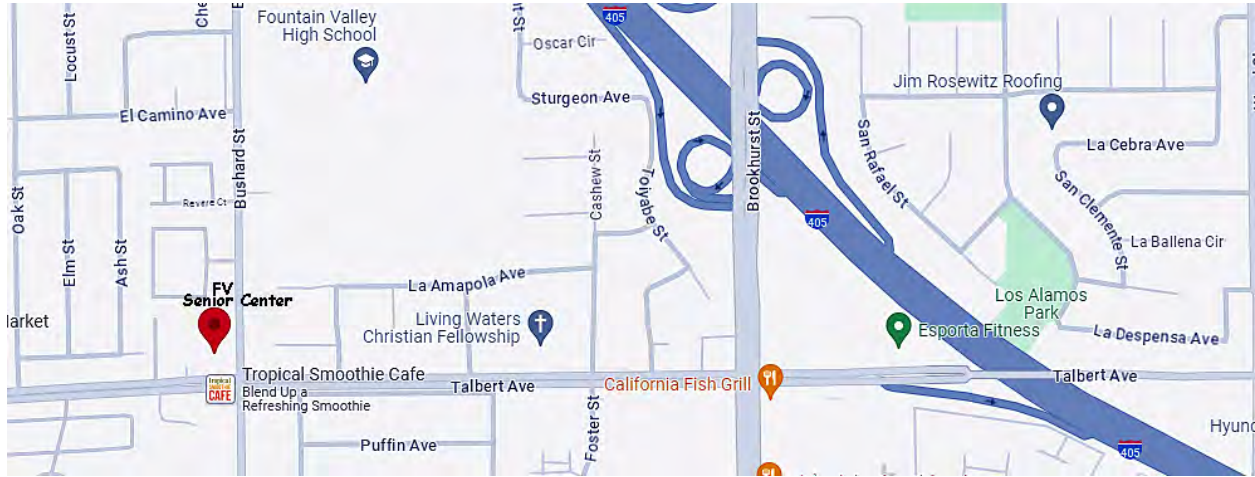
TABLE OF CONTENTS

President's Letter	1
Table of Contents.....	2
PSOC Meeting Location Change to FV Sr. Center.....	3
Monthly Events – Meetings, Assignment & Field Trip.....	4
2024 PSOC Calendar of Events & What to Show	5-6
May 2024 Assignment-Photographing Wildlife	7-14
May 2024 Field San Joaquin Wildlife Sanctuary	15-17
June 2024 Assignment-Flowers & Flora.....	18-19
June 2024 Field Trip-Sherman Library & Gardens	20-21
2024 Orange County Fair Visual Arts Competition.....	22-23
Member Accomplishments - Congratulations.....	24
Picture This.....	25
Photo Critique Guidelines	26
Wall Hangers	27

PSOC Meeting Location Change

We are changing our meeting location **effective with the May 16th LENS meeting. We will meet at the Center at Founders Village Senior & Community Center.**

17967 Bushard Street Fountain Valley, CA 92708 (NW Corner of Talbert and Bushard).



This is just two streets north of where we met at The Fount Church.

The LENS meeting will be at 7:00 P.M. on the second floor of the Center in the "Lecture" room. We will have a PSOC sign at the door.

The May 23rd General meeting will be on the first floor in "Hall A." Look for the PSOC sign. Refreshments will be served in "Hall A" beginning at 6:30 P.M. and the meeting will begin at 7:00 P.M.

MONTHLY MEETINGS

NOTE: Starting May 16th, PSOC will hold meetings in the Fountain Valley Senior Center located at the northwest corner of Talbert and Bushard (2 blocks north of The Fount Church).

MAY LENS MEETING INFO

Thursday: May 16, 2024 @ 7:00 PM

“Flowers & Flora Photography” will be the topic for this month’s LENS meeting. **Barry Evans** will present.

MAY GENERAL MEETING INFO

Thursday: May 23, 2024 @ 7:00 PM

The General Meeting will be held on May 23, 2024 at 7:00 p.m. **“Painterly Effects”** will be the **assignment** to show for the critique along with images from **“Huntington Library & Gardens” field trip and “Santa Barbara” overnight field trip.** **Linda Calkins** will critique.

PLEASE NOTE: All Members in good standing are encouraged to email up to three images, plus a title photo, to the Digital Show Team at PSOCphoto@gmail.com on or before Tuesday, 6:00 p.m. the week of the show. The deadline is important because the Digital Show Team needs time to prepare all the images for showing. For instructions on submitting your images, see “Digital Files” at our PSOC website. Images must comply with instructions to fit our digital media. Images late or not in compliance will be returned with an explanation.

MAY ASSIGNMENT – WILDLIFE, ANIMALS & CREATURES

If safaris are not in your immediate plans, there are ways of capturing great images of wild animals and smaller creatures in local parks, zoos, wildlife sanctuaries, and wetlands.

See Stefan Steinberg’s attached write-up for great ideas.

Saturday, May 18, 2024 Field Trip – SAN JOAQUIN MARSH & WILDLIFE SANCTUARY

This field trip will add to your opportunity to find great shots. See Claudia Bennett’s attached write-up for photographing wildlife.

2024 PSOC CALENDAR OF EVENTS

JANUARY						
S	M	T	W	Th	F	S
	1	2	3	4	5	6
7	8	9	10	11	12	13
14	15	16	17	18	19	20
21	22	23	24	25	26	27
28	29	30	31			

- 01 New Year's Day
- 15 M.L. King Day
- 18 LENS Meeting
- 25 General Meeting
- 27 Jan Field Trip - Nethercutt Museum (Sat)
- ## Jan Assignment - Details

JULY						
S	M	T	W	Th	F	S
	1	2	3	4	5	6
7	8	9	10	11	12	13
14	15	16	17	18	19	20
21	22	23	24	25	26	27
28	29	30	31			

- 04 Independence Day
- 18 LENS Meeting
- 25 General Meeting
- 27 PSOC Picnic - Next to Greenbrook clubhouse (Sat)
- ## Jul Assignment - "Open Theme" in three (3) pictures

FEBRUARY						
S	M	T	W	Th	F	S
				1	2	3
4	5	6	7	8	9	10
11	12	13	14	15	16	17
18	19	20	21	22	23	24
25	26	27	28	29		

- 14 Valentine's Day
- 19 Presidents Day
- 15 LENS Meeting
- 22 General Meeting
- 25 Feb Field Trip - Mission San Luis Rey & Oceanside (Sun)
- ## Feb Assignment - Shadows & Silhouettes

AUGUST						
S	M	T	W	Th	F	S
				1	2	3
4	5	6	7	8	9	10
11	12	13	14	15	16	17
18	19	20	21	22	23	24
25	26	27	28	29	30	31

- 18 Nat'l Animal Foster Day
- 15 LENS Meeting
- 22 General Meeting
- 25 Aug Field Trip - San Juan Capistrano (Sun)
- ## Aug Assignment - Aquatic Life

MARCH						
S	M	T	W	Th	F	S
					1	2
3	4	5	6	7	8	9
10	11	12	13	14	15	16
17	18	19	20	21	22	23
24	25	26	27	28	29	30
31						

- 29 Good Friday
- 31 Easter Sunday
- 21 LENS Meeting
- 28 General Meeting
- 23 Mar Field Trip - DTLA via Blue Line (Sat)
- ## Mar Assignment - Creative Perspectives

SEPTEMBER						
S	M	T	W	Th	F	S
1	2	3	4	5	6	7
8	9	10	11	12	13	14
15	16	17	18	19	20	21
22	23	24	25	26	27	28
29	30					

- 02 Labor Day
- 19 "MOVIE NIGHT" (LENS)
- 26 General Meeting
- Aug 31 Sep Field Trip - H.B. Civil War Reenact. (Sat)
- ## Sep Assignment - Black & White

APRIL						
S	M	T	W	Th	F	S
	1	2	3	4	5	6
7	8	9	10	11	12	13
14	15	16	17	18	19	20
21	22	23	24	25	26	27
28	29	30				

- 22 Earth Day
- 18 LENS Meeting
- 25 General Meeting
- 24 Apr Field Trip - Huntington Library & Gardens (Wed)
- ## Apr Assignment - Painterly Effects
- April 11-14 - Field Trip to Santa Barbara, CA

OCTOBER						
S	M	T	W	Th	F	S
		1	2	3	4	5
6	7	8	9	10	11	12
13	14	15	16	17	18	19
20	21	22	23	24	25	26
27	28	29	30	31		

- 03,12 Rosh Hashanah, Yom Kippur
- 14 Indigenous Peoples Day
- 31 Halloween
- 17 LENS Meeting
- 24 General Meeting
- 20 Oct Field Trip - Old Towne San Diego (Sun)
- ## Oct Assignment - Minimalist Compositions
- October 10-13 - Field Trip to Angels Camp, CA

MAY						
S	M	T	W	Th	F	S
			1	2	3	4
5	6	7	8	9	10	11
12	13	14	15	16	17	18
19	20	21	22	23	24	25
26	27	28	29	30	31	

- 12 Mother's Day
- 27 Memorial Day
- 16 LENS Meeting
- 23 General Meeting
- 18 May Field Trip - San Joaquin Wild. Sanc. (Sat)
- ## May Assignment - Wildlife, Animals & Creatures

NOVEMBER						
S	M	T	W	Th	F	S
					1	2
3	4	5	6	7	8	9
10	11	12	13	14	15	16
17	18	19	20	21	22	23
24	25	26	27	28	29	30

- 11 Veterans Day
- 28 Thanksgiving Day
- 14 LENS Meeting
- 21 General Meeting
- 13 Nov Field Trip - Laguna Beach & Crystal Cove (Wed)
- ## Nov Assignment - Night Photography

JUNE						
S	M	T	W	Th	F	S
						1
2	3	4	5	6	7	8
9	10	11	12	13	14	15
16	17	18	19	20	21	22
23	24	25	26	27	28	29
30						

- 1-30 PSOC Library Show
- 08 Library Reception (Sat)
- 16 Father's Day
- 19 Juneteenth
- 20 LENS Meeting
- 27 General Meeting
- 12 Jun Field Trip - Sherman Library & Gardens (Wed)
- ## Jun Assignment - Flowers & Flora

DECEMBER						
S	M	T	W	Th	F	S
1	2	3	4	5	6	7
8	9	10	11	12	13	14
15	16	17	18	19	20	21
22	23	24	25	26	27	28
29	30	31				

- NO LENS OR GENERAL MTGS.**
- 25 Christmas Day
- 26 Hanukkah & Kwanzaa
- 05 PSOC Holiday Party - Show candid shots of members in 2024
- Jan. 23, 2025 General Mtg.: Show Laguna Beach & Crystal Cove field trip and Night Photography assignment

2024 PSOC... What to Show at General Meetings

This chart shows the dates of general meetings and what to show at each meeting. Pictures for any assignment can be taken anytime during the year-end 2023 and year 2024, as long as the images fit the assignment for the meeting in which you are showing them. We ask members to submit current work for the meeting critiques. Assignments are planned so as to be coordinated with field trip locations. Pictures taken on field trips need not be assignment-related in order to be shown for critique at the meetings.

<u>DATE OF MEETING</u>	<u>FIELD TRIP TO SHOW</u>	<u>ASSIGNMENT TO SHOW</u>
January 25th	Shoreline Village/Queen Mary/ Aquarium of the Pacific	Qualities of Light & Shadow
February 22nd	Nethercutt Museum & Collections	Details
March 28th	Mission San Luis Rey & Oceanside	Shadows & Silhouettes
April 25th	Downtown Los Angeles (via Blue Line)	Creative Perspectives
May 23rd	Huntington Library & Gardens <i>AND</i> <u>Spring Overnight Trip - Santa Barbara</u>	Painterly Effects
June 27th	San Joaquin Wildlife Sanctuary	Wildlife, Animals & Creatures
July 25th	Sherman Library & Gardens	Flowers & Flora
August 22nd	PSOC Picnic (by Greenbrook Clubhouse)	"Open Theme" in 3 pictures
September 26th	San Juan Capistrano	Aquatic Life
October 24th	H.B. Civil War Reenactment	Black & White
November 21st	Old Towne San Diego (Dia Los Diablos) <i>AND</i> <u>Fall Overnight Trip - Angels Camp</u>	Minimalist Compositions
December 5th	PSOC Holiday Party (Greenbrook Clubhouse)	Candid shots of PSOC members on field trips & other events in 2024
Jan. 23, 2025	Laguna Beach & Crystal Cove	Night Photography

Photographing Wildlife - Animals and Creatures

May Assignment to be shown at the June general meeting

*By Stefan Steinberg, Charlie Hunt,
and Carl Palazzolo, DVM*

The thought of **wildlife photography** tends to take one's imagination to the wilderness of Alaska, or the plains of Africa, with an expectation of capturing that unique animal in its habitat. However, if safaris are not in your immediate plans, there are ways of capturing great images of wild animals and smaller creatures in local parks, zoos (*e.g.* Los Angeles Zoo, San Diego Zoo, The Living Desert), and wildlife sanctuaries (*e.g.* San Diego Safari Park, San Joaquin Wildlife Sanctuary). Getting there is easy, knowing what to bring and how to use it is often the challenge.

Equipment: (1) Long lens for large animals and birds; (2) Macro lens for bugs; (3) Tripod - depending on your location and setup; (4) Dress for the weather and environment.



Photos by Kurt Bayless

Tips on Camera Settings: (1) Fast shutter speed; (2) Aperture priority mode often works best, especially shooting Macro; (3) Autofocus; (4) ISO settings of 400-800 will work for most conditions, unless the lighting is low.



Photos by Charlie Hunt

Composition and Creativity: (1) Look at photos like what you want to shoot; (2) Copy or improve the creativity; (3) Remember eyes sharply focused make the story.



Photos by Kurt Bayless

Macro Photography is very challenging: So, if you wish to try your skills, this is a good reference to check out: <https://www.youtube.com/watch?v=YTI9-VWe1xg>



Photos by Kurt Bayless



BIRD PHOTOGRAPHY is a popular subject for photographers. Lots of migratory birds make their home at one of the many wildlife preserves in the Southern California area. Some popular places to photograph birds are the **Bolsa Chica Wetlands** and **San Joaquin Wildlife Reserve**, to name a few.

There are many species of birds, mammals and reptiles at Bolsa Chica Wetlands to photograph. This following article will focus solely on birds, some perching, others flying (called Birds in Flight- BIF). The smattering of bird photos in this article is only a summary of the experiences and pictures Dr. Carl Palazzolo has after going to Bolsa Chica Wetlands for almost 45 years.

In order to photograph these birds, you need to know when and where they tend to congregate, eat, or fly past. Once you go there enough times (we're talking months and years), you will get a feel for this. Wildlife don't read our books though, so you can never predict this with certainty.

If you want to photograph the White Pelicans, you need to be there in the wintertime. Lighting for a white bird with a dark background can be tricky, so be careful about overexposing the white bird (the photographic term for this is blowing the highlights). Photographing earlier and later in the day, when the sunlight is not so harsh, helps in preventing overexposure of the white bird.

Kestrels tend to be at Bolsa Chica year round, and are oftentimes found over a field or grassy areas where their favorite prey of small mammals and reptiles are found.

Photos by Carl Palazzolo and Stefan Steinberg



ISO 800, f/8, 1/2000th, 700mm (500mm with 1.4X TC)



Snowy Egrets are present year round at the water's edge shaking their yellow feet in the water to stir up small fish that they spear with lightning speed.

ISO 500, f/5.6, 1/5000th, 500 mm lens



The ubiquitous Seagulls love to pose for a photo, and are easily found year-round on the bridge across from the main lifeguard tower.


ISO 800, F/5.6, 1/2000th, 200 mm lens



The Osprey is large, beautiful, year-round, and habituated, so you will have plenty of opportunities to photograph one. They have their favorite perching spots and let you photograph them from right below.

ISO 1000, 1/3200th, f/5.6, 500 mm

They hunt often, and even though they are not always successful, if you are patient it is not difficult to get a shot of one of them returning to the perch with a fish in its talons.



ISO 800, 1/1500th, f/8, 500 mm lens



Great Blue Herons are found year-round at the water's edge. Catching one with a fish in its mouth takes patience and good timing (and a fast shutter finger).

ISO 2500, f/5.6, 1/4000th, 560mm lens

Don't just look around the water for the Great Blue Herons. They hunt in the grassy areas and also love reptile and small mammals, as this hapless gopher found out.

You can photograph herons when they are nesting in the palm trees in the winter and springtime. In December and January, you can watch them bring their nesting materials, and around March/April the chicks will start peaking their heads out.

ISO 1,000, f/4.0, 1/640th, 500 mm lens



ISO 500, 1/1600th, f/5.6. 500 mm lens



As they are building their nests in the wintertime, you get your opportunity to practice your Bird in Flight (BIF) photography on a large and relatively slow-moving bird. Practice using your longest telephoto lens to capture them with nesting material in their beaks.



ISO 800, 1/4000th, f/4, 500 mm lens

Another year-round resident that is large and easy to photograph, even when in flight, is the Brown Pelican. They are commonly found, tend to fly in flocks, and are slow enough and large enough to help get you up-to-speed on your BIF photography.



ISO 640, 1/6400th, f/5.6, 70mm lens

The best BIF pelican shots are when they are about to enter the water. It happens fast, so you need to already be focused on them and follow them with a telephoto lens, a skill that needs to be worked at. As you move up the speed scale you can try your hand at the Black Skimmers that make their presence in the summertime. They are an amazing bird as they fly with their beaks in the water to scoop out a fish.



ISO 1600, 1/1500th, f/8, 400 mm lens



ISO 500, 1/2500th, f/8, 500 mm lens

The way they cut and weave at the speed they fly - they are reminiscent of F-16 fighters. Even if you cannot get a shot of one, they are a joy to watch.

The Belted Kingfisher is around most of the time except during the summer. The more powerful the lens the better to increase your chances of getting one in detail while eating. Photographing a Belted Kingfisher in flight takes BIF photography to a whole new level. They fly fast and erratically, and due to their small size, can be hard to focus on.

When they blast off of their perch, enter the water to grab a fish, and then return, it takes 2-3 seconds. The money shot for Kingfisher is one bursting out of the water with a fish in its mouth. You need to pre-focus on the water if you want to freeze a female like this in action. You need to invest in a higher end camera and lens for this scenario.



ISO 1000, 1/1000th, f/8, 1000 mm lens



ISO 800, 1/3200th, f/5.6, 560 mm lens



ISO 800, 1/4000th, f/5.6, 560 mm lens

The consumer grade digital cameras (SLR's and mirrorless) do not have the advanced autofocus features that are needed when photographing fast-flying birds. In addition, a lens of at least 300mm, and preferably 400mm or more, is needed for bird photography.

Realistically, you need at least a 400mm lens to obtain the photos you want of perching birds. Birds can be flighty, and the longer the focal length the greater the odds you get the photo you want. These telephoto lenses need to be used at fast shutter speeds (in order to minimize motion blur and to capture fast-moving wildlife). Trying to keep them at 1/1000 of a second at minimum is important.

Just as important as cameras and lenses, there are several non-technical aspects of bird photography at Bolsa Chica. The most important one is making it a priority to be out in nature, and be there a lot. The next one is patience. Sometimes you will get the photo you want in a short time period, but I would not bet on that.

To see more wildlife photos of Bolsa Chica and around the world, visit the following website:
<https://lbah.com/wildlife-photography>




Photo from the Irvine Water District Site

**Saturday, May 18, 2024
Field Trip**

**San Joaquin Marsh and
Wildlife Sanctuary
5 Riparian View, Irvine**

**Shooting Assignment:
Wildlife - Animals & Creatures**

“Irvine Ranch Water District’s San Joaquin Marsh Wildlife Sanctuary encompasses more than 300 acres of coastal freshwater wetlands, half of which have been restored to a natural state. The remaining acres are quality habitat and are not in need of restoration. With 12 miles of walking trails, the San Joaquin Marsh Wildlife Sanctuary has become one of Southern California's most notable nature respites.” (IRWD site)

HOURS: Open dawn to dusk every day

ADMISSION: Free

Carpool: Meet at 8:30 a.m. at the south end of the parking lot located on the northeast corner of Beach Boulevard and Stark Drive, Huntington Beach.

Directions: See map below.

Note: You can only turn right from Campus onto Riparian View and the entrance is extremely near the intersection of University and Campus. If you miss the entrance, just turn right on Carlson, which is the next signal, and go “around the block” (Harvard to University to Campus) and try again.



Photo by Eric Stogner

Lunch: There is a sheltered picnic area available for guests near the parking area. Please plan to pack a beverage and food for brunch/lunch and enjoy time with fellow club members aroundnoon.

To learn more about the sanctuary and the buildings and organizations that are housed on the site visit: <https://www.irwd.com/table/san-joaquin-marsh/>



Photos by

Eric Stogner

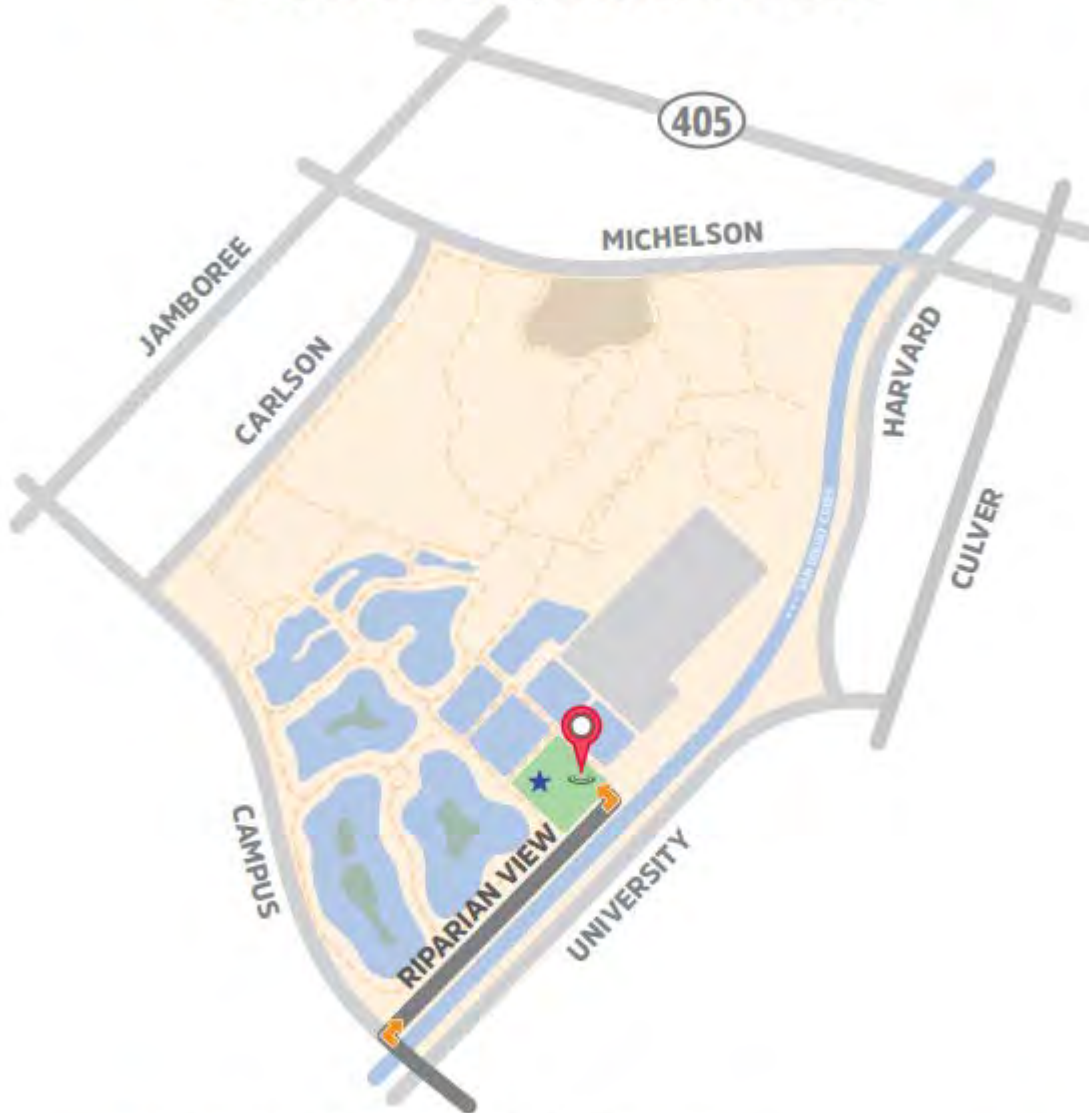
Please
reserve
below).



review the trail map and
rules for visitors (attached

Map to San Joaquin Marsh Wildlife Sanctuary and Campus

5 Riparian View, Irvine, CA 92612



- ➡ Turn right onto Riparian View from Campus Drive.
(**RIGHT TURN ONLY** from Campus onto Riparian View, there is no access from Michelson.)
- ➡ Turn left into the Marsh Campus parking and overflow parking.
- ★ **San Joaquin Marsh Campus:**
Audubon House, Duck Club, Visitors Center
Sea and Sage House, and Learning Center



IRWD San Joaquin Marsh and Wildlife Sanctuary Trail Map & Rules



Irvine Ranch Water District San Joaquin Marsh and Wildlife Sanctuary Trail



IRWD San Joaquin Marsh and Wildlife Sanctuary. Reserve Rules.



Welcome to the IRWD San Joaquin Marsh and Wildlife Sanctuary. A place of quiet enjoyment, the sanctuary contains more than 12.3 miles of nature trails for visitors to enjoy while hiking, bird watching and studying nature. The sanctuary is free to the public and open from dawn to dusk, seven days a week. If you're interested in learning more about the sanctuary, please call the Sea and Sage Audubon House at **949-261-7963**, Irvine Ranch Water District at **949-453-5500**, or visit irwd.com.

Among its other purposes, the San Joaquin Marsh provides a safe and welcoming environment for many species of birds and other animals. To help preserve this haven for wildlife and people, please follow these rules:



- Please stay on marked trails or roads at all times.
- Do not collect or disturb the wildlife, including flowers or other plant materials, animals, birds, insects, rocks or any element within the sanctuary. Harvesting of berries is allowed along Riparian View.
- Smoking, fires, and camping are not permitted. Please carry all trash out with you, including food scraps.
- Please do not feed the wildlife.
- Boating, swimming and wading are prohibited.
- Dogs and other pets — leashed or unleashed — are not permitted on the property.
- Hunting, fishing, trapping, and firearms are prohibited.
- Please obey all trail signs.
- Do not abandon or release any wild or domestic animals. Their presence will disrupt the delicate balance of the sanctuary's native wildlife.
- Horseback and bicycle riding are not permitted.
- Alcoholic beverages are prohibited.
- Organized athletic activities are prohibited.
- Organized events are prohibited without prior approval by Irvine Ranch Water District.
- For lost and found items, contact Sea and Sage Audubon House at **949-261-7963**.



Thank you for your cooperation. Please report any violations to the Irvine Ranch Water District's Public Affairs Department at **949-453-5500**.



Irvine Ranch
WATER DISTRICT

Did You Know?

- The wildlife sanctuary spans a total of 321 acres.
- It supports 121 plant species and more than 282 bird species.
- 1.3 billion gallons of water flows into the marsh each year.





Sherman Library & Gardens

June Field Trip Assignment: Flowers & Flora

Wednesday, June 12th, 2024 / Hours: 10:30 a.m. – 4:00 p.m.

Sherman Gardens is an inspiring horticultural oasis and nationally renowned botanical garden. On Wednesday, an expert Docent Tour Guide conducts a one hour tour around the gardens from 11:00 am-12:00 noon.

The Gardens' collections include:

- Over 100 species of palms from around the world
- 130 unique varieties of begonias
- A lush tropical conservatory featuring a koi pond, carnivorous plants and an extensive orchid collection
- An artistic succulent garden
- A formal garden
- A tea garden with numerous hanging baskets of fuchsia, begonias, and seasonal favorites.

Visitors can explore the gardens along wide brick walkways winding past bubbling tile fountains and flower beds bursting with color, texture, and fragrance.

Carpool: Since Sherman Gardens is close, there will be no carpooling at our usual location. If you would like to carpool, you should contact other members ahead of time.

Admission: \$5.00 - You can either purchase tickets online (recommended) or at the ticket booth.

Parking: Lot A: Dahlia Ave. at Pacific Coast Hwy. / Lot B: Dahlia Ave. at 3rd Avenue Parking is free.

Contact Us: *Gardens* (949) 673-2261

Website: <https://thesherman.org/>



Photography Guidelines

- Tripods are allowed but cannot be placed in plant beds or on benches.
- Additional photographic equipment is prohibited except under commercial contract. This includes, but is not limited to: drones, lights, reflectors, props, costumes, and models.
- All persons included in the shoot must arrive 'camera ready' as dressing rooms are not available and public restrooms may not be used for dressing and/or changing.
- No activities are permitted that may disturb or limit the experience of other visitors.
- Photography is not permitted inside any buildings on the property - this includes the historic Adobe, our restaurant 608 Dahlia, and Sherman Library.



Lunch: Ruby's Dinner



Time: 12:30 PM

2305 East Coast Highway
 Corona Del Mar, CA 92625
949-673-7829


Note: Short walk from Sherman





2024 Orange County Fair Visual Arts Competition

Website for 2024 OC Fair Photography & Fine Arts Competition Guides:

<https://ocfair.com/oc-fair/competitions-contests/visual-arts/>



PHOTOGRAPHY COMPETITION GUIDE



2024 Entry Timeline

Entry Deadline	Friday, May 24, by 6 p.m.
Entry Acceptance Email	Friday, June 14, by 6 p.m. <i>(check spam folders)</i>
Entry Delivery	Friday & Saturday, June 28-29, noon - 6 p.m.
Award Judging Results	Viewable in person. Posted online by the second week of fair.
Fair Dates	July 19 - Aug. 18 <i>(closed Mondays and Tuesdays)</i>
Entry Pickup	Tuesday, Aug. 20, 9:30 a.m. - 6 p.m. Entries may be picked up by someone other than the exhibitor.

Quick Guide

BY ENTERING YOU ARE AGREEING TO THE TERMS AND RULES PRESENTED IN THIS GUIDEBOOK.
All entries must be original, made by the artist and completed within the last two (2) years.

Entry Fees Per Entry	\$15 Adult • \$6 Young Adult (13-17) • Fees are non-refundable.
Entry Limit	Ten (10) per Adult • Two (2) per Young Adult (13-17)
How to Enter	Page 3
Presentation & Display	Pages 8-9
Size Requirements	Page 8

Contact.....Visual Arts Department • Valeria Tinoco, Program Coordinator
visualarts@ocfair.com • Office (714) 708-1718 • (714) 708-1624 (during Fair)
OC Fair & Event Center • 88 Fair Drive, Costa Mesa, CA 92626



2024 Entry Timeline

- Entry Deadline** Friday, May 24, by 6 p.m.
- Entry Acceptance Email**..... Friday, June 14, by 6 p.m. *(check spam folders)*
- Entry Delivery** Friday & Saturday, June 28-29, noon - 6 p.m.
- Award Judging Results**..... Viewable in person. Posted online by the second week of fair.
- Fair Dates**..... July 19 - Aug. 18 *(closed Mondays and Tuesdays)*
- Entry Pickup**..... Tuesday, Aug. 20, 9:30 a.m. - 6 p.m.
- Entries may be picked up by someone other than the exhibitor.

Quick Guide

BY ENTERING YOU ARE AGREEING TO THE TERMS AND RULES PRESENTED IN THIS GUIDEBOOK.

All entries must be original, made by the artist and completed within the last two (2) years.

- Entry Fees Per Entry** \$15 Adult • \$6 Young Adult (13-17) • Fees are non-refundable.
- Entry Limit**..... Ten (10) per Adult • Two (2) per Young Adult (13-17)

- How to Enter** Page 3
- Presentation & Display**..... Pages 8-9
- Size Requirements**..... Page 8

Contact..... Visual Arts Department • Valeria Tinoco, Program Coordinator
 visualarts@ocfair.com - Office (714) 708-1718 • (714) 708-1624 (during fair)
 OC Fair & Event Center • 88 Fair Drive, Costa Mesa, CA 92626

Congratulations

Our Members Have Been Busy with Great Accomplishments

Carol Calkins: One main page photo in September and 1 inset photo in July in the 2024 Bolsa Chica Conservancy Calendar.

Bernd Steinebrunner: In December, he was awarded three Honorable Mentions in the International Color Photography Competition ‘**Chromatic Awards**’ - Under People, Landscape and Animals and Wildlife. See Bernd’s website of his recent **Books** and **Awards**

President’s note: The Chromatic Awards site is worth the time to gain inspiration and examples of excellent Photography



JOURNEY TO THE JUNGLE

(Published in 2023 – For Sale on Amazon)

I had the opportunity to experience the immense biodiversity of Costa Rica. I captured photographs of the wildlife I encountered in their natural habitat, ranging from crocodiles to snakes, monkeys, countless birds, and iguanas.

<https://www.bestphotogallery.com/Publications>

Eileen Rizzacasa: Two main page photos in August and October in the 2024 Bolsa Chica Conservancy Calendar, and one photo in the 2024 Wings Over Bolsa Calendar. She also has two photographs of Bald Eagles in the Bolsa Chica Land Trust’s Spring issue.

Kurt Bayless: One main page photo in February and one inset photo in August in the 2024 Bolsa Chica Conservancy Calendar, and 3 photos in the 2024 Wings Over Bolsa Calendar.

Dan Anderson: He received a 1st Place Cash Award for one of his photographs which is on display in the Cypress Art League Art Exhibition.



PICTURE THIS

THE HAGUE, 1930; Photograph by Erich Salomon



Portly statesmen have long gathered to weigh the fate of nations, cigars and brandy at the ready. But they were always sequestered far from prying eyes. The German photojournalist Erich Salomon changed all that, slipping into those smoke-filled back rooms with a small Leica camera built to shoot in low light. Nowhere was his skill on greater display than during a 1930 meeting in The Hague over German World War I reparations. There, at 2 a.m., Salomon candidly shot exhausted Foreign Ministers after a long day of negotiations. The picture created a sensation when it was published in the London Graphic.

For the first time, the public could look through the doors of power and see world leaders with their guard down. Salomon, who died in Auschwitz 12 years later, had created backstage political photojournalism.

Suggested PSOC Critique Guidelines

PSOC was founded as a platform for image sharing and supportive self-improvement. With the expanded utilization of outside professional photographers to critique the members' submitted images, that mission has evolved into a shared desire to become more proficient in the art and craft of photography.


It is the responsibility of those who critique to foster that desire and encourage and **teach** the members through that critique. The critique should be a careful review of the images accompanied by an **opinion** regarding the overall strength of the image, as well as an **opinion** regarding the artistic and technical aspects of the image presented. Although the spectrum of photographers showing images includes beginners as well as some who are very advanced, learning and growth should be encouraged at all levels. The following guidelines have been formulated to bring a consistency of format to the critiques. These are not checklists, just suggestions to help the critiquers help our members improve their photographic craft.

1. What is your overall first impression? What impact does the image have for you? What do you like about the photograph? **Be concise**. Remember you are teaching *all* the members as well as the contributing photographer.
2. What **constructive** comments can you make? How does the composition and framing work? How does your eye take in the elements of the image? What gets your attention, and why? Note use of techniques like "rule" of thirds, leading lines, framing, patterns, lighting choices, and other visual elements. What helpful comments can you make?
3. How do you see the technical and processing factors contributing to the image? This may include perspective, exposure, highlight detail, shadow detail, bright and dark areas, contrast; processing of color or black and white, luminescence, contrast, vignetting, dodging, burning, and cropping.
4. Make it clear that your comments are all **your opinion** on how **you** might do it differently, based on your experience, personal style, vision, and processing preferences. Other artists/photographers may often see the image differently.
5. How might you encourage the photographer? Remember, the photographer has a reason to show this work and obviously feels good about it. **You are encouraged to ask the photographer to comment on what they were seeing and expressing in the image. We would also like you to encourage the members in attendance to participate through questions and comments.**
6. Although the title slide for each member's submittal does not need to be critiqued, an outstanding title image can be *quickly* noted.
7. **Please be concise in your comments.** The meetings are scheduled for two hours, and there can often be well over 100 images submitted.


WALL HANGERS



Susan Bouet



Mike Whitmore



Cheryl Del Toro



Marilyn Hettick