

PRESIDENT'S LETTER; November 2024



As we head into November and focus on giving thanks, I want you to know that I am truly thankful for this club and for all of you!

What this also means is the schedule needs to change a bit for the holiday. So, the meeting dates for November are:

- The **LENS meeting is on Thursday, Nov. 7th**. Barry Evans will present "10 Points for Effective Photo Editing". Starts at 7:00 pm.
- The **General Meeting is on Thursday, Nov. 21st**. Jeffrey Sward will be critiquing the Angel's Camp and Old Town San Diego field trips, as well as the shooting assignment, Minimalist Compositions. We meet at **6:30 pm for snacks** and social time and the **meeting starts at 7:00 pm**.
- We will also have a **slideshow honoring our military veterans** at the general meeting.
- We hope you can join us on the November field trip!

Date: November 13th (it's a Wednesday)

Location: Laguna Beach and Crystal Cove

See the field trip write-up in this newsletter.

The Holiday Party is coming up Thursday-December 5th and we want YOU to be there. It is always a good time and our last event of the year. See the holiday party write-up in this newsletter. Please click on the Google link to sign up for the holiday party.

https://docs.google.com/spreadsheets/d/173xjZlnhYzBHmkgcbw0qDYfuGkoeOfGZ_rv_nSyJxD4/edit?usp=sharing

We need to know as soon as possible that you are coming to the holiday party, so we can plan accordingly. The caterer requires a minimum of 50 people to serve the dinner.

See you at the meetings or field trip this month.

Happy Thanksgiving!

Susan

TABLE OF CONTENTS

President’s Letter	1
Table of Contents.....	2
Monthly Events – Meetings, Assignment & Field Trip.....	3
2024 PSOC Calendar of Events & What to Show	4-5
November Assignment – Night Photography.....	6-7
November Field Trip – Crystal Cove; Laguna Beach.....	8-13
PSOC Holiday Flyer	14-15
Member Accomplishments	16-17
Honoring PSOC Military Veterans	18-19
Picture This	20
Photo Critique Guideline	21
Wall Hangers	22

MONTHLY MEETINGS

NOVEMBER LENS MEETING INFO

Thursday: November 7, 2024 @ 7:00 PM

10 Points for Effective Photo Editing will be the topic for this month's LENS meeting. **Barry Evans** will present.

NOVEMBER GENERAL MEETING INFO

Thursday: November 21, 2024 @ 7:00 PM

The General Meeting will be held on November 21, 2024 at 7:00 p.m. **Minimalist Compositions** will be the topic to show for critique. Pictures from **Angels Camp and Old Town San Diego** field trip or other images in the category will be shown and critiqued. **Jeffrey Sward** will critique

PLEASE NOTE: All Members in good standing are encouraged to email up to three images, plus a title photo, to the Digital Show Team at PSOCphoto@gmail.com on or before Tuesday, 6:00 p.m. the week of the show. The deadline is important because the Digital Show Team needs time to prepare all the images for showing. For instructions on submitting your images, see "Digital Files" at our PSOC website. Images must comply with instructions to fit our digital media. Images late or not in compliance will be returned with an explanation.

NOVEMBER 2024 ASSIGNMENT -- NIGHTTIME PHOTOGRAPHY

Night photography is considered to be anything that we shoot after the sun goes down. Generally speaking, there are two timeframes that make up "night." Twilight (blue hour) and Darkest Night."

*** See John Bare's attached write-up for great ideas. ***

WEDNESDAY - NOVEMBER 13TH FIELD TRIP -- CRYSTAL COVE & LAGUNA BEACH

This will add to your opportunity to find great shots.

*** See Connie Terry's attached write-up for photo opportunities. ***

The Nov. 2024 field trip & assignment will be critiqued in our Jan. 23, 2025 general meeting

(see attachment).

2024 PSOC CALENDAR OF EVENTS

JANUARY						
S	M	T	W	Th	F	S
	1	2	3	4	5	6
7	8	9	10	11	12	13
14	15	16	17	18	19	20
21	22	23	24	25	26	27
28	29	30	31			

01 New Year's Day
15 M.L. King Day
18 LENS Meeting
25 General Meeting
27 Jan Field Trip – Nethercutt Museum (Sat)
Jan Assignment – Details

JULY						
S	M	T	W	Th	F	S
	1	2	3	4	5	6
7	8	9	10	11	12	13
14	15	16	17	18	19	20
21	22	23	24	25	26	27
28	29	30	31			

04 Independence Day
18 LENS Meeting
25 Gen. Mtg. "Moved" to August 1st
20 PSOC Picnic – Next to Greenbrook clubhouse (Sat)
Jul Assignment – "Open Theme" in three (3) pictures

FEBRUARY						
S	M	T	W	Th	F	S
				1	2	3
4	5	6	7	8	9	10
11	12	13	14	15	16	17
18	19	20	21	22	23	24
25	26	27	28	29		

14 Valentine's Day
19 Presidents Day
15 LENS Meeting
22 General Meeting
25 Feb Field Trip-Mission San Luis Rey & Oceanside (Sun)
Feb Assignment – Shadows & Silhouettes

AUGUST						
S	M	T	W	Th	F	S
				1	2	3
4	5	6	7	8	9	10
11	12	13	14	15	16	17
18	19	20	21	22	23	24
25	26	27	28	29	30	31

01 "July" General Mtg.
18 Nat'l Animal Foster Day
15 LENS Meeting
22 General Meeting
25 Aug Field Trip – San Juan Capistrano (Sun)
Aug Assignment – Aquatic Life

MARCH						
S	M	T	W	Th	F	S
					1	2
3	4	5	6	7	8	9
10	11	12	13	14	15	16
17	18	19	20	21	22	23
24	25	26	27	28	29	30
31						

29 Good Friday
31 Easter Sunday
21 LENS Meeting
28 Gen. Mtg. "Moved" to April 4th
23 Mar Field Trip – DTLA via Blue Line (Sat)
Mar Assignment – Creative Perspectives

SEPTEMBER						
S	M	T	W	Th	F	S
1	2	3	4	5	6	7
8	9	10	11	12	13	14
15	16	17	18	19	20	21
22	23	24	25	26	27	28
29	30					

1-30 PSOC Library Show
14 Library Reception (Sat)
02 Labor Day
05 "MOVIE NIGHT"
19 LENS Meeting
26 General Meeting
Aug 31 Sep Field Trip – H.B. Civil War Reenact. (Sat)
Sep Assignment – Black & White

APRIL						
S	M	T	W	Th	F	S
	1	2	3	4	5	6
7	8	9	10	11	12	13
14	15	16	17	18	19	20
21	22	23	24	25	26	27
28	29	30				

04 "March" General Mtg.
22 Earth Day
18 LENS Meeting
25 General Meeting
24 Apr Field Trip – Huntington Library & Gardens (Wed)
Apr Assignment – Painterly Effects
April 11-14 – Field Trip to Santa Barbara, CA

OCTOBER						
S	M	T	W	Th	F	S
		1	2	3	4	5
6	7	8	9	10	11	12
13	14	15	16	17	18	19
20	21	22	23	24	25	26
27	28	29	30	31		

03,12 Rosh Hashanah, Yom Kippur
14 Indigenous Peoples Day
31 Halloween
17 LENS Meeting
24 General Meeting
20 Oct Field Trip – Old Towne San Diego (Sun)
Oct Assignment – Minimalist Compositions
October 10-13 – Field Trip to Angels Camp, CA

MAY						
S	M	T	W	Th	F	S
			1	2	3	4
5	6	7	8	9	10	11
12	13	14	15	16	17	18
19	20	21	22	23	24	25
26	27	28	29	30	31	

12 Mother's Day
27 Memorial Day
16 LENS Meeting
23 General Meeting
18 May Field Trip – San Joaquin Wild. Sanc. (Sat)
May Assignment – Wildlife, Animals & Creatures

NOVEMBER						
S	M	T	W	Th	F	S
					1	2
3	4	5	6	7	8	9
10	11	12	13	14	15	16
17	18	19	20	21	22	23
24	25	26	27	28	29	30

11 Veterans Day
28 Thanksgiving Day
07 LENS Meeting
21 General Meeting
13 Nov Field Trip – Laguna Beach & Crystal Cove (Wed)
Nov Assignment – Night Photography

JUNE						
S	M	T	W	Th	F	S
						1
2	3	4	5	6	7	8
9	10	11	12	13	14	15
16	17	18	19	20	21	22
23	24	25	26	27	28	29
30						

16 Father's Day
19 Juneteenth
20 LENS Meeting
27 General Meeting
12 Jun Field Trip-Sherman Library & Gardens (Wed)
Jun Assignment – Flowers & Flora

DECEMBER						
S	M	T	W	Th	F	S
1	2	3	4	5	6	7
8	9	10	11	12	13	14
15	16	17	18	19	20	21
22	23	24	25	26	27	28
29	30	31				

NO LENS OR GENERAL MTGS.
25 Christmas Day
26 Hanukkah & Kwanzaa
05 PSOC Holiday Party – Show candid shots of members in 2024
Jan. 23, 2025 General Mtg.: Show Laguna Beach & Crystal Cove field trip and Night Photography assignment

2024 PSOC....What to Show at General Meetings

This chart shows the dates of general meetings and what to show at each meeting. Pictures for any assignment can be taken anytime during the year-end 2023 and year 2024, as long as the images fit the assignment for the meeting in which you are showing them. We ask members to submit current work for the meeting critiques. Assignments are planned so as to be coordinated with field trip locations. Pictures taken on field trips need not be assignment-related in order to be shown for critique at the meetings.

<u>DATE OF MEETING</u>	<u>FIELD TRIP TO SHOW</u>	<u>ASSIGNMENT TO SHOW</u>
January 25th	Shoreline Village/Queen Mary/ Aquarium of the Pacific	Qualities of Light & Shadow
February 22nd	Nethercutt Museum & Collections	Details
April 4th (from March 28th)	Mission San Luis Rey & Oceanside	Shadows & Silhouettes
April 25th	Downtown Los Angeles (via Blue Line)	Creative Perspectives
May 23rd	Huntington Library & Gardens <i>AND</i> <u>Spring Overnight Trip - Santa Barbara</u>	Painterly Effects
June 27th	San Joaquin Wildlife Sanctuary	Wildlife, Animals & Creatures
August 1st (from July 25th)	Sherman Library & Gardens	Flowers & Flora
August 22nd	PSOC Picnic (by Greenbrook Clubhouse)	"Open Theme" in 3 pictures
September 26th	San Juan Capistrano	Aquatic Life
October 24th	H.B. Civil War Reenactment	Black & White
November 21st	Old Towne San Diego (Dia Los Diablos) <i>AND</i> <u>Fall Overnight Trip - Angels Camp</u>	Minimalist Compositions
December 5th	PSOC Holiday Party (Greenbrook Clubhouse)	Candid shots of PSOC members on field trips & other events in 2024
Jan. 23, 2025	Laguna Beach & Crystal Cove	Night Photography

November 2024 Assignment - Night Photography

Assignment to be shown at January 2025 meeting


By John Bare

Night photography is considered to be anything that we shoot after the sun goes down. Generally speaking, there are two timeframes that make up “night”. Twilight - which lasts from sunset to what’s called the “astro end” - is what we call the “blue hour”, when the sky still has some color to it. This gives us about one to one and a half hours to work with, depending upon which direction we’re shooting. The other timeframe is darkest night.



Why is this important? The ideal is to have the sky dark enough to have color but the overall light on the subject to be sufficient to define the subject. If the sunset is behind the subject (we’re shooting towards the west), we’ll have to shoot later because the western sky stays lighter longer. If we’re shooting towards the east, we can shoot earlier because the eastern sky darkens earlier.


What can we shoot at twilight/night? Just about anything: landscapes, cityscapes, buildings, star trails or the Milky Way, or whatever captures your eye. As an architectural photographer, my tendency is to choose buildings and cityscapes. My clients often request “dusk” shots, since the buildings are either lit by designed lighting or at least glow from inside lighting.



Equipment-wise, there are two main requirements (although they are not absolutely necessary): a sturdy tripod and a remote trigger. It's possible to shoot without these, but the degree of difficulty to get a successful, sharp image decreases dramatically when you do employ them. You want to avoid any camera shake, since you'll be using a longer exposure/shutter speed in the diminished light. When a tripod is not available, brace your camera as much as possible on a solid object, like a light pole or wall.



What camera settings do we use for night shots? If you're shooting from a tripod, you can keep your ISO set reasonably low, in the 100-400 range, when shooting during the "blue hour". This helps minimize noise from the longer exposures. You can also employ a smaller aperture (higher number f/stop) to help keep a wider depth of field if you're shooting from a tripod. Make sure you turn on the long-exposure noise reduction on your camera. You will definitely be using a longer shutter speed, anywhere from 2-3 seconds to upward of 30 seconds, possibly longer. You should definitely always shoot in RAW (I shoot both RAW and jpeg). This will give you more control during post-processing. We have a gift with digital photography to be able to see and preview our images. Night photography makes this even more important. Use your viewing screen to adjust your exposure.



In post-processing, the two main aspects to consider, other than proper exposure and contrast, are color temperature and noise reduction. Because there can be several different light sources illuminating your subject, make adjustments in color temperature (and tint) to give the best

overall color to your subject. Other colors of light, like mercury-vapor streetlights, can be dealt with in Photoshop. And even if you employ the noise reduction setting on your camera, you may want to reduce it further in Camera Raw/Lightroom Develop.





November Field Trip

Crystal Cove State Parkland and Laguna Beach

Date: Wednesday November 13, 2024

Plan your day so you can hit the best of both locations, or just pick one to focus on.

CARPOOLING: For those who wish to carpool and save on the cost of parking at the State Park, you can meet at 8:30 am at the south end of the AAA parking lot located on the northeast corner of Beach Boulevard and Stark Drive in Huntington Beach

PARKING: There is a \$15 daily fee for parking at Crystal Cove. The same pass will work for any of the parking lots in the State Park. If you have a Golden Bear pass or a California Parks pass, that will allow you to park for “free” in any of the lots. You will be able to start at Crystal Cove, leave and return on the same day for the one daily price.

DIRECTIONS: Crystal Cove State Park is located along PCH between the cities of Corona Del Mar and Laguna Beach. There are several entries to the park. Consult the map to decide which one works best for your planned shoot. Laguna Beach is only a couple miles south of the park to make it a day.

LUNCH: We will meet for lunch at 12:00 noon at Zpizza which is located in the Crystal Cove Shopping Center south of the park on the east side of PCH at 7956 E. Pacific Coast Hwy, Newport Beach, CA 92657

ASSIGNMENT: Night Photography. On a field trip you can shoot whatever you want.

TIDES: Low of -.29 at 1:20 PM High of 6.21 at 6:39 AM and 4.50 at 7:26PM

Sunrise is at 6:22 Sunset is 4:49 PM and the park opens at 6 AM.



The entire park hosts a total of 3 miles of beaches and tide pools, a 1,400 acre marine Conservation Area as well as an underwater park, 400 acres of bluffs, and 2,400 acres of canyons which means there are plenty of photo ops in the park.

Crystal Cove State Park provides the photographer with several areas to explore. Each area provides a slightly different set of animals and plants to discover. The Pelican Point area is the northernmost part of the park where tide pools can be found. The tidepool area is a rock and boulder field exposed at low tide. There are plenty of pools of water that trap seawater when the tide recedes. There are plenty of mussels, barnacles, sea anemones and limpets of all kinds. There are areas of sand flats that provide a different set of animals and seaweed. This area also features interesting rock formation and geology and provides a different experience than the other tidepool areas in the park. Tidepools can also be found near the historic district. Fortunately, low tide the day we are there is late morning at 1:30 so you can visit after lunch.

The Crystal Cove Historic District is a 12.3-acre coastal portion of the 2,791-acre Crystal Cove State Park. The federally listed Historic District is an enclave of 46 vintage rustic coastal cottages originally built as a seaside colony in the 1930's & '40's and nestled around the mouth of Los Trancos Creek. It is one of the last remaining examples of early 20th century Southern California coastal development. California State Parks and the Crystal Cove Alliance have completed Phases I and II of restoration in the Historic District, which provide cottages for visitor services, educational and community programs, a restaurant, and 21 cottages for overnight use by the public. They have recently done restoration on the majority of the cottages.



All the information you could want can be found at this link:
<http://www.crystalcovestatepark.org>

Laguna Beach is just south of Crystal Cove by a couple miles on PCH.



The

artist colony of

Laguna Beach is one of Orange County's hidden gems. The city's topography is unique to other California coastal cities with its seven miles of coves and beaches where visitors can explore sea caves, tide pools, oceanside bluffs, natural tide pools and, of course, sandy beaches. One of the great things about Laguna Beach is the walkability of the seaside village. There are public restrooms at the north and south ends of the Main Beach and benches for "people watching" on the boardwalk. With over 100 pieces of public art sprinkled throughout, there is literally art around every corner.

Parking: Metered street parking is available and enforced from 8am-7pm at all meters. Credit cards and quarters are accepted. Rates range from \$1-\$4.50 per hour. Most meters have a 3-hour limit. If there is a time restriction on a meter, you must move your car to a new spot once you have reached the limit, you may not re-feed that meter. If you have a handicap placard, you may park in an on-street metered parking space without having to pay (for up to 72 hours). If you plan to stay more than 3 hours, look for a main lot.



Main Beach is located right in the heart of Laguna. It is located in the Village Area near downtown. This is a wide beach with more sandy area than many of the smaller beaches and coves of Laguna Beach. There are volleyball courts, a lifeguard stand, basketball courts, a boardwalk, a playground, large grassy areas, picnic tables, benches, showers, and restrooms. At

the north end, there are tide pools as well. Main Beach is just south of Rockpile Beach and Heisler Park and just north of Sleepy Hollow Beach. There is metered street parking along Pacific Coast Highway.

Heisler Park, 375 Cliff Drive, overlooks the ocean just north of Main Beach. There are picnic tables, large grassy areas, barbecues, restrooms and beach access. Beaches below Heisler Park include Diver's Cove, Picnic Beach, and Monument Point Beach. These beaches are popular with scuba divers, snorkelers, and tide-poolers. Access to the beach is down a walking ramp near Myrtle Street. The park is also home to the Laguna Beach Lawn Bowling Club established in 1931. There is nearby metered parking as well as street parking along Cliff Drive.

Other Points of Interest:

There's so much more to do and see in Laguna. Some of the more popular places are: 1000 Steps Beach; Victoria Beach, and the Pirates Tower; Ruby's Auto Diner with Classic Cars; The Orange Inn for date shakes, smoothies, etc.; the Pacific Marine Mammal Center, if open; and the statue of the original Laguna Greeter. See



<https://www.visitlagunabeach.com/>



2024 PSOC HOLIDAY PARTY

THURSDAY, DECEMBER 5th

6:00 to 9:00 pm

6:00-7:00 - social hour; 7:00-8:00 - dinner;
8:00-8:30 - dessert, slideshow and table centerpiece raffle;
8:30-9:00 – gift card drawing by the fireplace

GREENBROOK CLUBHOUSE

18222 Santa Joanana, Fountain Valley (see attached map)

PRICE: \$25 PER PERSON

(Reservations and payments are due by November 25th)

Dinner will be a catered buffet which includes:
Herb Roasted Chicken, Vegetable Lasagna, Garlic Mashed Potatoes
with gravy, Sauteed Green Beans, Yams, Stuffing, Dinner Rolls
with butter, Holiday Cookies, Desserts, Beverages, Coffee & Wine

The club will provide beverages, coffee, wine and some desserts.

***** You're welcome to bring a special dessert to share with others**



We will NOT have a Gift Exchange this year!

**A raffle will be held for table centerpieces, plus, everyone
will be included in a drawing for a chance to win gift cards.**

Google Link to Register:

https://docs.google.com/spreadsheets/d/173xjZlnhYzBHmkqcbw0gDYfuGkoeOfGZ_rv_nSyJxD4/edit?usp=sharing

**You can mail your check (payable to PSOC; ref. Holiday Party) to
Dan Anderson at 5051 Linda Circle, Huntington Beach, CA 92649**

Click on Map weblink below:

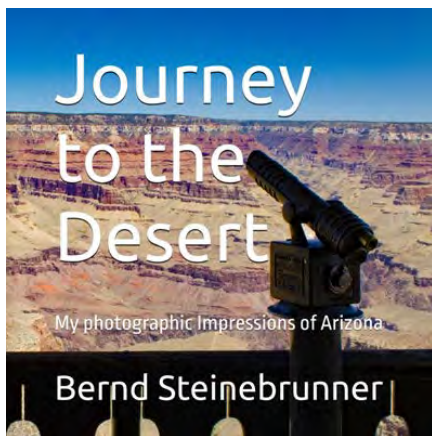
<https://local.yahoo.com/info-21070360-greenbrook-homeowners-association-fountain-valley>



*Greenbrook Clubhouse
18222 Santa Joanana St.
Fountain Valley, CA 92708*



Our Members Have Been Busy with Great Accomplishments



Bernd just recently published his latest book "Journey to the Desert" on Amazon: <https://www.amazon.com/dp/B0DH2L8WF4>, which is the 5th in the series "Journey - My Photographic Impressions of the World."

The following members have their images published in the *new 2025 Wings Over Bolsa* calendar:

- Carol Calkins – 2 images (1 image is the back cover)
- Donna Stogner – 1 image
- Eric Stogner – 1 image
- Kurt Bayless – 3 images

Annette Globits

Annette has 2 photos in the HB Art Center "Inspired Show for Artist Council Members." Reception: Nov. 9th from 5:30-9:00 pm.

Eric Stogner

Eric has 2 photos in the 60th Anaheim Art Association Muzeo Art Show from Nov. 23, 2024-Jan. 19, 2025. Reception: Nov. 23rd from 4:00-6:00 pm.

Donna Stogner

Donna has 2 photos in the 60th Anaheim Art Association Muzeo Art Show from Nov. 23, 2024-Jan. 19, 2025. Reception: Nov. 23rd from 4:00-6:00 pm.

Kurt Bayless

Kurt has 3 photos in the HB Art League Library Open Show from Nov. 4-Dec. 28, 2024. Reception: Nov. 9th from 6:00-8:00 pm.

Linda Ikeda

Linda won "Best of Show" for "Sandra (underwater photo)" in September 2024 Catalina Island Art Association Art Festival.



Cheryl Del Toro

Cheryl has 3 photos in the 60th Anaheim Art Association Muzeo Art Show from Nov. 23, 2024-Jan. 19, 2025. Reception: Nov. 23rd from 4:00-6:00 pm.

Jennie has 3 photos in the 60th Anaheim Art Association Muzeo Art Show from Nov. 23, 2024-Jan. 19, 2025.

Anaheim Art Association 
60th Annual Open Juried Art Competition
Nov. 23, 2024 - Jan. 19, 2025

Located at the **MUZEo**
241 S. Anaheim Blvd.
Anaheim, CA

RECEPTION:
Nov 23, 2024 4:00 - 6:00 pm

Muzeo Hours
Saturday 11 AM-5 PM
Sunday 11 AM-5 PM
Monday Closed
Tuesday Closed
Wednesday 11 AM-5 PM
Thursday 11 AM-5 PM
Friday 11 AM-5 PM



Chinese Garden
Photography by Cheryl Del Toro
cheryl-del-toro.pixels.com

 2024 OPEN SHOW: Nov 4 - Dec 28, 2024

Huntington Beach Art League
H.B. Central Library
7111 Talbert Ave.
Huntington Beach, CA

AWARDS RECEPTION
SATURDAY, NOV 9th
6:00 - 8:00 P.M.

Library Hours
Check for Holiday hours
Saturday 9 AM-5 PM
Sunday 12-5 PM
Monday 1-5 PM
Tuesday 9 AM-5 PM
Wednesday 9 AM-5 PM
Thursday 9 AM-5 PM
Friday 9 AM-5 PM



"GLACIER CLOSEUP"
Photography by Cheryl Del Toro
cheryl-del-toro.artistwebsites.com

Cheryl also has 3 photos in the HB Art League Library Open Show from Nov. 4-Dec. 28, 2024. Reception: Nov. 9th from 6:00-8:00 pm.

Jennie Breeze also has 3 photos in the HB Art League Library Open Show

Nancy Phillips has 2 photos in the HB Art League Library Open Show

HONORING PSOC MILITARY VETERANS

MEMBER NAME	BRANCH OF SERVICE	RANK & DUTIES	ACTIVE DUTY
Dan Anderson	Marines	Corporal (E-4) - Flame Tank Commander. 1 tour in Vietnam.	1966-67
John Bare	Navy	Lt. Commander (O-4) - Officer-In-Charge of PCF "Swift" Boat in Vietnam and Specter-Class patrol boat in San Diego. 1 tour in Vietnam.	1968-72
Kurt Bayless	Navy	2nd Class Petty Officer (E-5) - Air Controller, Naval Air Station New Orleans. Supervised E-3/E-4's in tower.	1966-69
David Bennett	Army	Specialist 4 (E-4) - Light weapons infantry and tunnel rat. 1 tour in Vietnam.	1966-68
Richard "Rich" S. Boyd	Army	1st Lieutenant (O-2) - Infantry leader with Delta Company, 1/501st Battalion, 101st Airborne Div. 1 tour in Vietnam.	1968-69
David Calkins	Navy	2nd Class Petty Officer (E-5) - Supply Accountant. 3 tours in Vietnam.	1966-70
Gordon Hastings	Navy	Sr. Chief Petty Officer (E-8) - Storekeeper and Career Counselor.	1958-81
Arthur Huhta	Navy	Commander (O-5) - Naval Flight Officer (Aviation Tactical Coordinator, Aerial Navigator / Anti-Submarine Patrol, Maritime Reconnaissance, Anti-Infiltration Coastal Patrol in Vietnam)	1963-67
Charlie Hunt	Army	Captain (O-3) - Transportation Officer in Germany and Company Convoy Commander in Vietnam.	1966-71
Richard K. Leffingwell	Army	1st Lieutenant (O-2) - Infantry & Training Officer and Aide De Camp to Commander in Korea.	1966-69
Jan-Steven Merson	Navy	Airmen 3rd Class (E-4) - Operated refueling of A-6 Intruders while airborne from USS JFK aircraft carrier. Air Tanker based at Naval Air Station Virginia Beach.	1971-72

HONORING PSOC MILITARY VETERANS

MEMBER NAME	BRANCH OF SERVICE	RANK & DUTIES	ACTIVE DUTY
Gary Miller	Army	Specialist 6 (E-6) - Clerk Typist and Legal Clerk.	1971
Ronald D. Murphy	Marines (active duty) / Air Nat'l Gd (active reserve)	Buck Sergeant (E-5) - Forward Air Controller in Japan and Phillipines.	1958-62
Frank Oliveri	Navy	1st Class Petty Officer (E-6) - Photographer's Mate.	1946-51
Jim Parenzan	Army	Specialist 4 (E-4) - Telephone Wireman. 1 tour in Vietnam.	1970-71
Oliver G. Perez	Army	Specialist 4 (E-4) - Infantryman.	1969-71
John Topolewski	Navy	2nd Class Petty Officer (E-5) - Supply Auditor of books & spending.	1969-72
William "Bill" Wade	Army	Staff Sergeant (E-6) - 13B40 Chief of Section/Gunner. 1 tour in Vietnam (RVN 1969-70).	1968-70
Michael Whitmore	Navy	Captain (O-6) - Piloted P5M, P2 & P3 aircraft, T28 Flight Instructor in Pensicola. 3 tours in Vietnam.	1959-70




PICTURE THIS

NEVER FEAR, FIBONACCI by Brad Walls

Brad Walls was born in Sydney in 1992. From 2019 to the present, Brad has been refining his style garnering international acclaim, setting new precedents in photographic expression.

Brad's niche style removes itself from traditional Aerial Photography and focuses on experimentation with negative space, symmetry and leading lines. Taking a keen interest in top down portraits, Brad has documented the likes of Synchronised swimming, gymnastics and Ballet, using the human body to portray visual pleasing shapes from above. Carefully composing ordinary objects takes Brad's focus, releasing his "Pools From Above" in 2020 reaching global success compared to that of David Hockney and Slim Aarons.



Suggested PSOC Critique Guidelines

PSOC was founded as a platform for image sharing and supportive self-improvement. With the expanded utilization of outside professional photographers to critique the members' submitted images, that mission has evolved into a shared desire to become more proficient in the art and craft of photography.

It is the responsibility of those who critique to foster that desire and encourage and **teach** the members through that critique. The critique should be a careful review of the images accompanied by an **opinion** regarding the overall strength of the image, as well as an **opinion** regarding the artistic and technical aspects of the image presented. Although the spectrum of photographers showing images includes beginners as well as some who are very advanced, learning and growth should be encouraged at all levels. The following guidelines have been formulated to bring a consistency of format to the critiques. These are not checklists, just suggestions to help the critiquers help our members improve their photographic craft.

1. What is your overall first impression? What impact does the image have for you? What do you like about the photograph? **Be concise**. Remember you are teaching *all* the members as well as the contributing photographer.
2. What **constructive** comments can you make? How does the composition and framing work? How does your eye take in the elements of the image? What gets your attention, and why? Note use of techniques like "rule" of thirds, leading lines, framing, patterns, lighting choices, and other visual elements. What helpful comments can you make?
3. How do you see the technical and processing factors contributing to the image? This may include perspective, exposure, highlight detail, shadow detail, bright and dark areas, contrast; processing of color or black and white, luminescence, contrast, vignetting, dodging, burning, and cropping.
4. Make it clear that your comments are all **your opinion** on how **you** might do it differently, based on your experience, personal style, vision, and processing preferences. Other artists/photographers may often see the image differently.
5. How might you encourage the photographer? Remember, the photographer has a reason to show this work and obviously feels good about it. **You are encouraged to ask the photographer to comment on what they were seeing and expressing in the image. We would also like you to encourage the members in attendance to participate through questions and comments.**
6. Although the title slide for each member's submittal does not need to be critiqued, an outstanding title image can be *quickly* noted.
7. **Please be concise in your comments.** The meetings are scheduled for two hours, and there can often be well over 100 images submitted.

Wall Hangers



Photographs by:

Colleen Bevacqua

Annette Globitz

Deborah Anne

Connie Terry



