

PRESIDENT'S LETTER; September 2024



Fall is getting close! We may not feel it for a while, but if you are anything like me, you will be looking for those fall opportunities to go photograph some colors.

LOCATION, LOCATION, LOCATION...

We will be at the Church for all the meetings this month and going forward! Here's the address if you do not have it:

The Fount Church, 18225 Bushard St., Fountain Valley, CA 92708

September meetings...

First is **Movie Night on September 5th**. Meet at 6:30 p.m. for popcorn and socializing.

The movie, CHASING ICE, will start at 7:00. Chasing Ice is the story of James Balog who headed to the Arctic for National Geographic to document climate change and ended up on a mission to show this to the world.

The **LENS meeting on September 19th** is about "Photo Books" and could also be called: How to free your photos from their prison on the hard drive or cloud! This presentation will be given by member Bernd Steinebrenner.

Our **General Critique Meeting will be on September 26th**. We start at 6:30 giving us time to socialize and munch on some yummy snacks. The program will start at 7:00 p.m. What to show? We had the field trip to San Juan Capistrano and the assignment is Aquatic Life. I look forward to seeing everyone's images.

Great stuff coming up...

Last minute sign up for the **Fall overnight field trip to Angels Camp** is still possible, just book your hotel and let us know on the sign-up sheet so we can coordinate getting together. The dates are **October 10th - 13th**. See the flyer for specifics and a link to the sign-up sheet.

I look forward to seeing you at the meetings this month.

Susan

TABLE OF CONTENTS

President's Letter	1
Table of Contents	2
Monthly Events – Meetings, Assignment & Field Trip	3
2024 PSOC Calendar of Events & What to Show.....	4-5
September Assignment-Black & White Photography	6-7
September 5th Movie Night – “Chasing Ice” Documentary	8
October Assignment-Minimalist Compositions.....	10-16
October Field Trip-Old Town San Diego (via train)	17-22
Angels Camp-Fall (Oct. 10-13) Overnight Field Trip	22-23
September 14th Library Show Reception Invitation	24
Member Accomplishments	25-26
Honoring Our Military Veterans Survey	27
Picture This	28
Photo Critique Guideline.....	29
Wall Hangers.....	30-31

**THIS MONTH'S MEETINGS:
SEPTEMBER LENS MEETING DETAILS
Thursday: September 19, 2024 at 7:00 p.m.**

How to Make Photo Books will be the topic for this month's LENS meeting.
Bernd Steinebrunner will present.

SEPTEMBER GENERAL MEETING DETAILS

THURSDAY: SEPT. 26, 2024 AT SOCIAL STARTS AT 6:30 P.M., MEETING STARTS AT 7:00 P.M.

The General Meeting will be held on September 26, 2024 at 7:00 p.m. Aquatic Life will be the topic of the show for critique. Pictures from the San Juan Capistrano fieldtrip or other images in the category will be shown and critiqued. Art Ramirez will critique.

PLEASE NOTE: All Members in good standing are encouraged to email up to three images, plus a title photograph, to the Digital Show Team at PSOCphoto@gmail.com on or before Tuesday, 6:00 p.m. the week of the show. The deadline is important because the Digital Show Team needs time to prepare all images for the show. For instructions on submitting your images, see "Digital Files" at our PSOC website. Images must comply with instructions to fit our digital media. Images late or not in compliance will be returned with an explanation.

SEPTEMBER 2024 ASSIGNMENT – BLACK AND WHITE PHOTOGRAPHY

Black and white photography is about shape and form, texture and tones, composition and perspective, shadow and light. The absence of color reduces our image to these fundamental considerations.

See Mike Whitmore's attached write-up for great ideas.

THURSDAY – SEPTEMBER 5, 2024 MOVIE NIGHT – CHASING ICE

The Chasing Ice documentary is about accelerated the climate changes to the glaciers which are a measuring stick for what is happening to the Earth

2024 PSOC CALENDAR OF EVENTS

JANUARY						
S	M	T	W	Th	F	S
	1	2	3	4	5	6
7	8	9	10	11	12	13
14	15	16	17	18	19	20
21	22	23	24	25	26	27
28	29	30	31			

01 New Year's Day
15 M.L. King Day
18 LENS Meeting
25 General Meeting
27 Jan Field Trip – Nethercutt Museum (Sat)
Jan Assignment – Details

JULY						
S	M	T	W	Th	F	S
	1	2	3	4	5	6
7	8	9	10	11	12	13
14	15	16	17	18	19	20
21	22	23	24	25	26	27
28	29	30	31			

04 Independence Day
18 LENS Meeting
25 Gen. Mtg. "Moved" to August 1st
20 PSOC Picnic – Next to Greenbrook clubhouse (Sat)
Jul Assignment – "Open Theme" in three (3) pictures

FEBRUARY						
S	M	T	W	Th	F	S
				1	2	3
4	5	6	7	8	9	10
11	12	13	14	15	16	17
18	19	20	21	22	23	24
25	26	27	28	29		

14 Valentine's Day
19 Presidents Day
15 LENS Meeting
22 General Meeting
25 Feb Field Trip-Mission San Luis Rey & Oceanside (Sun)
Feb Assignment – Shadows & Silhouettes

AUGUST						
S	M	T	W	Th	F	S
				1	2	3
4	5	6	7	8	9	10
11	12	13	14	15	16	17
18	19	20	21	22	23	24
25	26	27	28	29	30	31

01 "July" General Mtg.
18 Nat'l Animal Foster Day
15 LENS Meeting
22 General Meeting
25 Aug Field Trip – San Juan Capistrano (Sun)
Aug Assignment – Aquatic Life

MARCH						
S	M	T	W	Th	F	S
					1	2
3	4	5	6	7	8	9
10	11	12	13	14	15	16
17	18	19	20	21	22	23
24	25	26	27	28	29	30
31						

29 Good Friday
31 Easter Sunday
21 LENS Meeting
28 Gen. Mtg. "Moved" to April 4th
23 Mar Field Trip – DTLA via Blue Line (Sat)
Mar Assignment – Creative Perspectives

SEPTEMBER						
S	M	T	W	Th	F	S
1	2	3	4	5	6	7
8	9	10	11	12	13	14
15	16	17	18	19	20	21
22	23	24	25	26	27	28
29	30					

1-30 PSOC Library Show
14 Library Reception (Sat)
02 Labor Day
05 "MOVIE NIGHT"
19 LENS Meeting
26 General Meeting
Aug 31 Sep Field Trip – H.B. Civil War Reenact. (Sat)
Sep Assignment – Black & White

APRIL						
S	M	T	W	Th	F	S
	1	2	3	4	5	6
7	8	9	10	11	12	13
14	15	16	17	18	19	20
21	22	23	24	25	26	27
28	29	30				

04 "March" General Mtg.
22 Earth Day
18 LENS Meeting
25 General Meeting
24 Apr Field Trip – Huntington Library & Gardens (Wed)
Apr Assignment – Painterly Effects
April 11-14 – Field Trip to Santa Barbara, CA

OCTOBER						
S	M	T	W	Th	F	S
		1	2	3	4	5
6	7	8	9	10	11	12
13	14	15	16	17	18	19
20	21	22	23	24	25	26
27	28	29	30	31		

03,12 Rosh Hashanah, Yom Kippur
14 Indigenous Peoples Day
31 Halloween
17 LENS Meeting
24 General Meeting
20 Oct Field Trip – Old Towne San Diego (Sun)
Oct Assignment – Minimalist Compositions
October 10-13 – Field Trip to Angels Camp, CA

MAY						
S	M	T	W	Th	F	S
			1	2	3	4
5	6	7	8	9	10	11
12	13	14	15	16	17	18
19	20	21	22	23	24	25
26	27	28	29	30	31	

12 Mother's Day
27 Memorial Day
16 LENS Meeting
23 General Meeting
18 May Field Trip – San Joaquin Wild. Sanc. (Sat)
May Assignment – Wildlife, Animals & Creatures

NOVEMBER						
S	M	T	W	Th	F	S
					1	2
3	4	5	6	7	8	9
10	11	12	13	14	15	16
17	18	19	20	21	22	23
24	25	26	27	28	29	30

11 Veterans Day
28 Thanksgiving Day
07 LENS Meeting
21 General Meeting
13 Nov Field Trip – Laguna Beach & Crystal Cove (Wed)
Nov Assignment – Night Photography

JUNE						
S	M	T	W	Th	F	S
						1
2	3	4	5	6	7	8
9	10	11	12	13	14	15
16	17	18	19	20	21	22
23	24	25	26	27	28	29
30						

16 Father's Day
19 Juneteenth
20 LENS Meeting
27 General Meeting
12 Jun Field Trip-Sherman Library & Gardens (Wed)
Jun Assignment – Flowers & Flora

DECEMBER						
S	M	T	W	Th	F	S
1	2	3	4	5	6	7
8	9	10	11	12	13	14
15	16	17	18	19	20	21
22	23	24	25	26	27	28
29	30	31				

NO LENS OR GENERAL MTGS.
25 Christmas Day
26 Hanukkah & Kwanzaa
05 PSOC Holiday Party – Show candid shots of members in 2024
Jan. 23, 2025 General Mtg.: Show Laguna Beach & Crystal Cove field trip and Night Photography assignment

2024 PSOC....What to Show at General Meetings

This chart shows the dates of general meetings and what to show at each meeting. Pictures for any assignment can be taken anytime during the year-end 2023 and year 2024, as long as the images fit the assignment for the meeting in which you are showing them. We ask members to submit current work for the meeting critiques. Assignments are planned so as to be coordinated with field trip locations. Pictures taken on field trips need not be assignment-related in order to be shown for critique at the meetings.

<u>DATE OF MEETING</u>	<u>FIELD TRIP TO SHOW</u>	<u>ASSIGNMENT TO SHOW</u>
January 25th	Shoreline Village/Queen Mary/ Aquarium of the Pacific	Qualities of Light & Shadow
February 22nd	Nethercutt Museum & Collections	Details
April 4th (from March 28th)	Mission San Luis Rey & Oceanside	Shadows & Silhouettes
April 25th	Downtown Los Angeles (via Blue Line)	Creative Perspectives
May 23rd	Huntington Library & Gardens <i>AND</i> <u>Spring Overnight Trip - Santa Barbara</u>	Painterly Effects
June 27th	San Joaquin Wildlife Sanctuary	Wildlife, Animals & Creatures
August 1st (from July 25th)	Sherman Library & Gardens	Flowers & Flora
August 22nd	PSOC Picnic (by Greenbrook Clubhouse)	"Open Theme" in 3 pictures
September 26th	San Juan Capistrano	Aquatic Life
October 24th	H.B. Civil War Reenactment	Black & White
November 21st	Old Towne San Diego (Dia Los Diablos) <i>AND</i> <u>Fall Overnight Trip - Angels Camp</u>	Minimalist Compositions
December 5th	PSOC Holiday Party (Greenbrook Clubhouse)	Candid shots of PSOC members on field trips & other events in 2024
Jan. 23, 2025	Laguna Beach & Crystal Cove	Night Photography

September Assignment: Black and White Photography

To be shown at the **October general meeting**

By Mike Whitmore

Black and White photography has been a source of inspiration to many of us. It has been and continues to be an essential art form in photography. It is an alternate way to see reality and can be a powerful tool to express mood and feeling. Black and white is about shape and form, texture and tones, composition and perspective, shadow and light. The absence of color reduces our image to these fundamental considerations. We rely on these fundamentals to express ourselves and tell our story. We use these fundamentals to create impact.

Understanding how color is rendered in black and white is essential to being able to control the process of making a digital black and white image. For example, it is important to know what tonal difference to expect between red and green to determine how a subject will stand out or blend in with background. Film black and white photography relied on this knowledge and the use of colored filters to control the tonal results. We could use a red filter, for example, to render the blue sky dark.


You can set your camera to shoot in B&W jpeg and it will render a reasonable B&W image depending on how the manufacturer sets up the in-camera processing. However, most photographers shoot in RAW and then convert the images to black and white during processing. You can get much better results by shooting in RAW, capturing maximum information and color graduation, which gives you total control, and then processing it the way you choose to.

Digital image processing makes this tonal work easier and can be done effectively by some trial and error in processing. Lightroom has sliders to enable us to vary separate colors to create the same effect that we were able to achieve with filters in film photography. You can move the slider back and forth and see how the tone of that color changes in the image. See the Digital-Photography School article referenced below for the how-to. You can learn quickly by experimenting with the sliders. Be sure to experiment on a virtual copy. This tutorial follows some procedures similar to those we learned from Barry Evans at the July LENS meeting.

There are many excellent choices available for processing software. The ones that I use most are Lightroom and Nik Silver Efex-Pro. These tutorial links may give you some helpful ideas. I suggest that you take a few minutes to read them.

1. [Digital-photography-school.com/digital-photography-school.com/tips-shooting-processing-better-black-and-white-photographs/](http://digital-photography-school.com/digital-photography-school.com/tips-shooting-processing-better-black-and-white-photographs/) Tips for Shooting and Processing Better Black and White Photographs
2. amateurphotographer.com/technique/photo_editing/best-software-for-black-white-editing/
Best software for black and white editing - Amateur Photographer
3. [Lightroomkillertips.com/lightroomkillertips.com/the-best-software-for-black-white-editing/](http://lightroomkillertips.com/lightroomkillertips.com/the-best-software-for-black-white-editing/)
The Best Software for Black & White Editing - Lightroom Killer Tips

The August 31 field trip is the Civil War Reenactment, which will provide many black and white possibilities. Here are some I have taken in the past.




IT'S MOVIE NIGHT!!!
THURSDAY – SEPTEMBER 5th at 7:00 PM
@ The Fount Church

Come join PSOC for a fun evening “At the Movies!” The movie is “CHASING ICE.”

In the spring of 2005, acclaimed environmental photographer James Balog headed to the Arctic on a tricky assignment for National Geographic: to capture images to help tell the story of the Earth’s changing climate. Even with a scientific upbringing, Balog had been a skeptic about climate change. But that first trip north opened his eyes to the biggest story in human history and sparked a challenge within him that would put his career and his very well-being at risk.

‘Chasing Ice’ is the story of one man’s mission to change the tide of history by gathering undeniable evidence of our changing planet. Within months of that first trip to Iceland, the photographer conceived the boldest expedition of his life: “The Extreme Ice Survey.” With a band of young adventurers in tow, James Balog began deploying 25 revolutionary time-lapse cameras across the brutal Arctic to capture a 3-year record of the world’s changing glaciers.

As the debate polarizes America and the intensity of natural disasters ramps up globally, James Balog finds himself at the end of his tether. Battling untested technology in subzero conditions, he comes face to face with his own mortality. It takes years for Balog to see the fruits of his labor. His hauntingly beautiful videos compress years into seconds and capture ancient mountains of ice in motion as they disappear at a breathtaking rate. ‘Chasing Ice’ depicts an acclaimed photographer trying to deliver evidence and hope to our carbon-powered planet.



Enjoy some **POPCORN** while you watch the movie!

October 2024 Assignment – Minimalist Compositions

Assignment to be shown at November meeting

By Stefan Steinberg

What is photographic minimalism?

The term “Minimalism” is thrown around a lot in photography, but it actually originated from the 1950s, linked to paintings and sculptures. Minimalism was then adopted by many other artistic pursuits and has even become a lifestyle movement where people rid themselves of clutter and mess in their own homes.

PSOC member Jeffrey Sward gave us a wonderful LENS class in August on “Minimalism” to get us ready for the October assignment. His excellent website is: www.jeffreysward.com

Look on the first page in the Recent Editorial Additions box for Minimalist II for his entire slide presentation.



Jeffrey lists the important items of “Minimalism” as:

- Austere simplicity
- Sparseness focusing solely on the smallest number of objects in the compositional process
- Only the most important things are placed into a space
- Management of space, shape, organization, and simplicity.
- Minimalism is the antithesis of story telling


Minimalism photography, is a type of image-making that relies on simplistic compositions, heavy use of empty space, and elimination of clutter.



Wikipedia defines “Minimalist photography” as a form of photography that is distinguished by austere simplicity. It emphasizes sparseness and careful composition, shying away from overabundance of color, patterns, or information.



Longer focal lengths are helpful for isolating subjects in busier environments because you can zoom in and exclude extraneous details. The decreased depth of field that comes with longer lenses also helps to separate subjects from the background by placing it out of focus. The longer the lens, the more apparent this becomes, so a 600mm lens will be able to blur the background much more efficiently than a 50mm lens as in the example below. This increases the needed negative space.



Black and white images naturally lend themselves to these types of images by eliminating the busy effect of different colors. Black and white pictures offer more austere images along with simplicity.



Long Exposure Landscape

<https://www.youtube.com/watch?v=VsII93UfDGI>



From the Minimalist Photography Awards 2023.

Color and abstract designs, if simple, are excellent minimalist designs.



Glenn Howmann X-ing

The Digital Photography School has an excellent online presentation on Minimalism at:

<https://digital-photography-school.com/photographic-minimalism/>



A wonderful example of 20 Minimalist photos are at:

[20 Inspiring Street Winning Photos Of The Minimalist Photography Awards](https://121clicks.com/inspirations/minimalist-street-photography-awards-2023#google_vignette)

[2023https://121clicks.com/inspirations/minimalist-street-photography-awards-2023#google_vignette](https://121clicks.com/inspirations/minimalist-street-photography-awards-2023#google_vignette)





Photo Assignment: Minimalist Compositions

Old Town

Old Town San Diego is considered the “birthplace” of California. San Diego is the site of the first permanent Spanish settlement in California. It was here in 1769, that Father Junipero Serra came to establish the very first mission in a chain of 21 missions that were to be the cornerstone of California’s colonization. Father Serra’s mission and Presidio were built on a hillside overlooking what is currently known as Old Town San Diego. At the base of the hill in 1820’s, a small Mexican community of adobe buildings was formed and by 1835 had attained the status of El Pueblo de San Diego. In 1846, a U.S. Navy Lieutenant and a Marine Lieutenant, raised the American flag in the Old Town San Diego Plaza.

El Campo Santo: 2nd Oldest Cemetery in San Diego



Historic Adobe: La Casa de Machado y Stewart



To explore more, go to this website:

<https://www.oldtownsandiego.org/category/history/>

THE
WHALEY HOUSE
AMERICA'S MOST HAUNTED HOUSE



EXPLORE AN ICONIC SAN DIEGO LANDMARK
Day and Night Tours Available

2476 San Diego Ave • Old Town San Diego • 92110
(619) 786-1143
WhaleyHouseSanDiego.com

OVERVIEW

OLD TOWN is the historic heart of San Diego. Created in 1769, Old Town San Diego was California's first settlement with only a mission and a fort. Witness the living legacy of California's birthplace in Old Town San Diego State Historic Park. Its many preserved historic buildings and museums commemorate the early days of the town of San Diego from the period 1820 to 1870, allowing you to visit California's history firsthand.

Wander through lush gardens or browse at one of the many specialty shops for treasures from around the world. Indulge in authentic Mexican food at one of the many restaurants or dance to the strolling mariachis. Pause to reflect at the fountains at Fiesta de Reyes and in the Bazaar del Mundo. Take a tour of a haunted building and spend a day at one of the many museums. Year round, Old Town is the place for food, folklore and fun.



SHOPPING

Shopping in Old Town State Historic Park reflects the history of the 1800s and captures the essence of San Diego's colorful past. A diverse selection of stores can be found in Old Town like Cousin's Candy for fresh homemade taffy, Toby's Candle Shop where you can make your own candles and the Johnson House specializing in millinery. Old Town Market Place, an open-air courtyard, is home to a variety of carts and shops that sell hand-crafted trinkets, clothing and accessories traditional to the Mexican culture.

Nestled in the heart of Old Town State Historic Park, Bazaar del Mundo, a San Diego shopping and dining institution, is popular for food, folklore and fun. Translated as "marketplace of the world," Bazaar del Mundo features award-winning restaurants and international shops with a dazzling array of ethnic clothing, jewelry, pottery, furnishings and many other treasures. Countless special events also make Bazaar del Mundo an attraction year-round.



AMTRAK

Reservations & Customer Service · 1-800-USA-RAIL (1-800-872-7245)

Cost: Aprox. \$58.00 round trip in coach

Seniors Save 10%

Amtrak travelers 65 years of age and over are eligible to receive a 10% discount on most rail fares on most Amtrak trains. On cross-border services operated jointly by Amtrak and VIA Rail Canada, a 10% Senior discount is applicable to travelers aged 60 and over.

Note:
Because our field trip is on Sunday, the members should definitely make reservations ahead of time on the Amtrak website

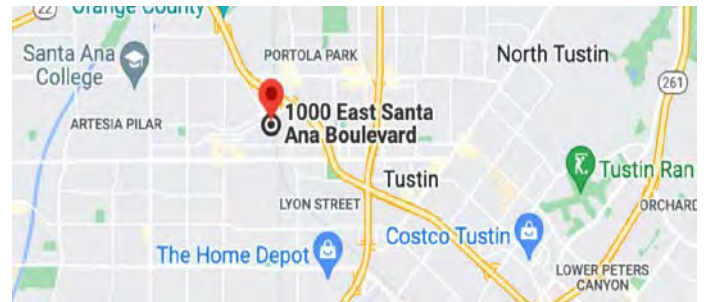
Schedules from Santa Ana and Irvine

Departures

Santa Ana Depot
7:01 am - 8:50 am
8:01 am - 9:50 pm

Returns

San Diego- Old Town Depot
4:10 pm - 6:02 pm
5:10 pm - 7:04 pm

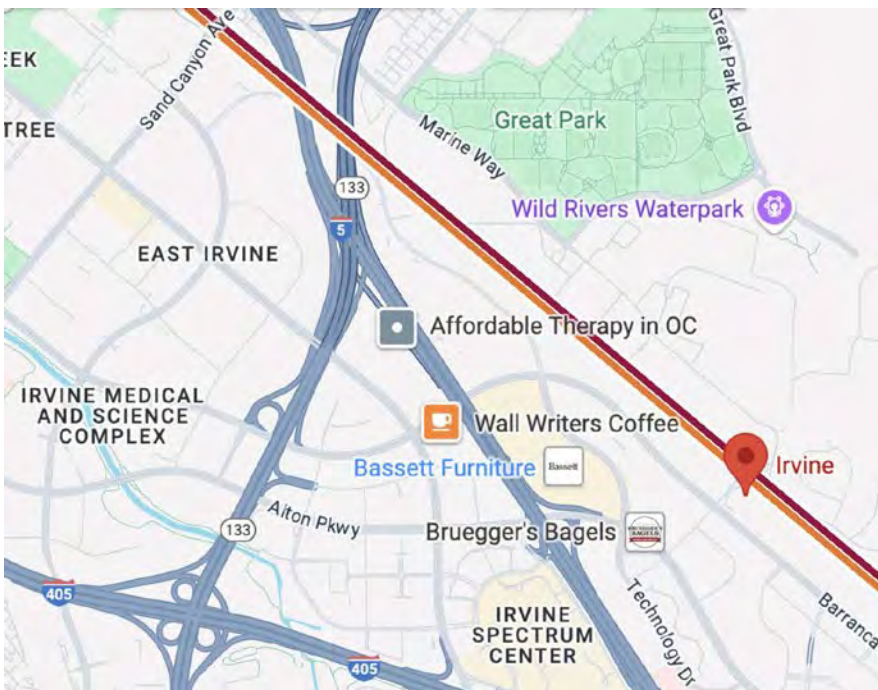


Departures

Irvine Depot
8:12 am - 9:50 am

Returns

San Diego- Old Town Depot
5:10 pm - 6:51 pm
7:10 pm - 8:48 pm



15215 Barranca Parkway
Irvine, CA 92618

Carpooling:

If you would rather Carpool: It will take about two hours from the carpooling location so we will meet at 8:00 a.m. to get there. The carpool meets at the South end of the AAA parking lot on the northeast corner of Beach Boulevard and Stark Street in Huntington Beach.



LUNCH: We will meet at 1:00 p.m.

RESTAURANT: Casa Guadalajara,
4105 Taylor St., San Diego, CA 92110

Phone: 1+619-295-5111

Website: <https://www.casaguadalajara.com/>

Map of Old Town, San Diego



Restaurants, Shopping, Hotel & Historic Sites

Barra Barra Restaurant & Saloon	(5)	Harney Sushi	(19)
Bazaar Del Mundo Shops	(31)	Junipero Serra Museum	(32)
Casa Guadalajara Restaurant	(31)	Jack & Julio's	(22)
Casa de Reyes Mexican Rest	(3)	Metropolitan Transit System Trolley	(4)
Cosmopolitan Hotel & Restaurant	(6)	Mormon Battalion Historic Museum	(29)
El Campo Santo Cemetery	(24)	Old Town Mexican Café	(20)
El Indio Mexican Rest. & Catering	(33)	Old Town Theatre	(16)
Fiesta De Reyes	(3)	Old Town Visitor Center	(1)
Fred's Mexican Restaurant	(26)	Rubicon Deli	(33)
Hacienda de las Rosas	(3)	Whaley House/Save Our Heritage Org.	(27)

Angels Camp Weekend Trip October 10-13, 2024

Angels Camp is located on Highway 49, in the beautiful Goldrush country of Central California. You won't want to miss this trip.

The PSOC Fall trip will be three nights in this historic mining town. You will also want to see the many other nearby historic towns of the Goldrush Country which are very photogenic. They include Murphys, Sutter Creek, Mokelumne Hill, Jackson, Volcano, and many others within a short distance. There are many nearby vineyards to visit and three caverns to see. Calaveras Big Trees State Park, a 6,000-acre preserve of forest including two magnificent stands of giant Sequoia redwoods is also nearby. There are many rivers and small lakes that can provide opportunities for Fall color images with reflections.


Yosemite Valley is just east of Highway 49 via Highway 120.

We will be staying at the Travelodge in Angels Camp. Rooms are being held for PSOC members at the nightly room rates of \$130 to \$144, plus tax. You can check out the Inn at [Travelodge by Wyndham Angels Camp CA | Angels Camp, CA Hotels \(wyndhamhotels.com\)](https://www.wyndhamhotels.com/angels-camp-ca-hotels) .

Make your reservation by calling Travelodge directly at

209-736-5004. Ask for the Mike Whitmore/PSOC room reservations and special rates.

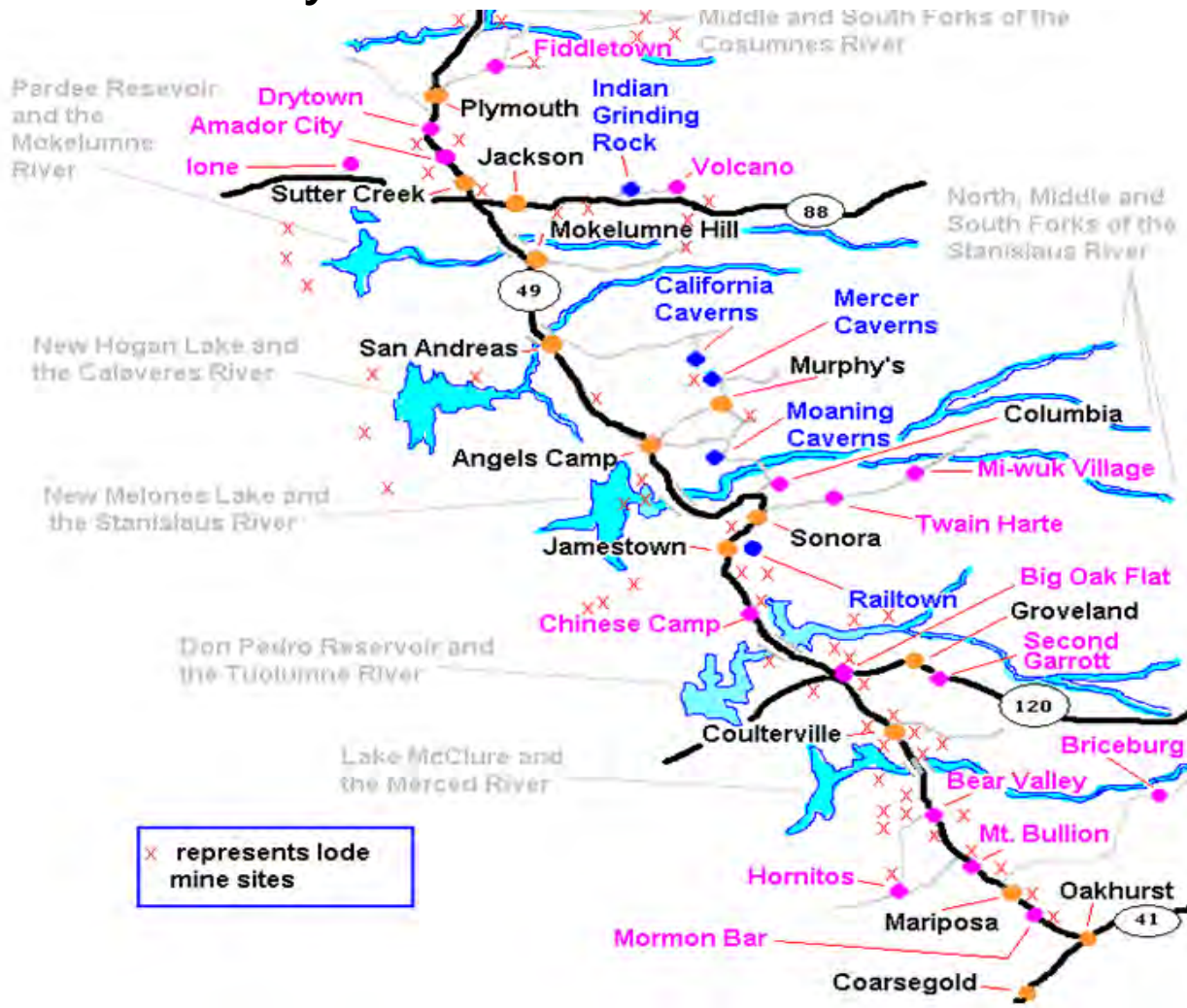
*Downtown Angels Camp
Columbia in the Fall (2)
Winery in October
Hanging Out on Main Street*



Google link to sign up for the Angels Camp field trip:

<https://docs.google.com/spreadsheets/d/1PRCQYte6>

Goldrush Country



Along

Highway 49 in October



Reception Invitation

**Photographic Society of Orange County
September 2024 Upstairs Gallery Show
Huntington Beach Central Library
7111 Talbert Avenue
Huntington Beach**



**Show Dates:
September 1-30, 2024**

PSOC members and their guests are cordially invited to attend the PSOC Reception being held in the Upstairs Gallery. Light refreshments (appetizers, wine, coffee, water) will be served. We hope to see you there.

Saturday, September 14th from 6:30 – 8:30 PM

This is your opportunity to see some great photography taken by fellow members of the Photographic Society of Orange County (PSOC).

Central Library hours:

Monday 1 PM - 9 PM

Tuesday - Thursday 9 AM - 9 PM

Friday 9 AM - 5 PM

Saturday 9 AM - 5 PM

Sunday 12 PM - 5 PM



Our Members Have Been Busy with Great Accomplishments

Carol Calkins: One main page photo in September and 1 inset photo in July in the 2024 Bolsa Chica Conservancy Calendar.

Cheryl Del Toro

Cheryl sold a greeting card photograph titled “Hollywood Hills After Dark” through Fine Art America.

Cheryl’s Teton Sunrise photograph was accepted into the Irvine Fine ArtsCenter Exhibition from July 6th-September 28th.

Bernd Steinebrunner: In December, he was awarded three Honorable Mentions in the International Color Photography Competition ‘**Chromatic Awards**’ - Under People, Landscape and Animals and Wildlife. See Bernd’s website of his recent **Books and Awards**

President’s note: The Chromatic Awards site is worth the time to gain inspiration and examples of excellent Photography

JOURNEY TO THE JUNGLE (Published in 2023 – For Sale on Amazon) I had the opportunity to experience the immense biodiversity of Costa Rica. I captured photographs of the wildlife I encountered in their natural habitat, ranging from crocodiles to snakes, monkeys, countless birds, and iguanas.

<https://www.bestphotogallery.com/Publications>



Eileen Rizzacasa: Two main page photos in August and October in the 2024 Bolsa Chica Conservancy Calendar, and one photo in the 2024 Wings Over Bolsa Calendar. She also has two photographs of Bald Eagles in the Bolsa Chica Land Trust’s Spring issue.

Kurt Bayless: One main page photo in February and one inset photo in August in the 2024 Bolsa Chica Conservancy Calendar, and 3 photos in the 2024 Wings Over Bolsa Calendar.

Dan Anderson: 1st Place Cash Award a photograph on display in the Cypress Art League Art Exhibition.

Jennie Breeze: Jennie sold her canvas photo “Carrara, Italy” to a buyer from Ridgewood, NJ.



Annette Globits: Two of Annette’s black & white photos were juried into the Surreal 100 Year Anniversary Show at the Huntington Beach Art Center from September 7 - October 26, 2024.



Donna Stogner: One of her photos juried into the Costa Mesa ARTventure Show from September 14 - 22, 2024.

Eric Stogner: Eric had two of his photos juried into the Costa Mesa ARTventure Show from September 14 - 22, 2024.

HONORING OUR MILITARY VETERANS

The PSOC board of directors would like to honor all of our members who have served on active duty/active reserve in all six branches of the United States military. We're conducting a survey of our PSOC members so the results can be posted in our October and November newsletters to coincide with **Veterans Day - November 11th**.

If you have served in the military, please email the information below along with a photo of yourself in the military (or current photo) to Kurt Bayless at kbayless123@gmail.com

Survey:

Member Name _____

Branch of Service _____

Rank _____

M.O.S. (Job Duties/Assignments) _____

Period of Service (active duty / active reserve) _____
(i.e. 1962-66 / 1966-82)





PICTURE THIS

Minimalist Photographer of The Year: Anna, by Eva Chupikova, Czech Republic



The 2024 Minimalist Photography Awards celebrate the art of simplicity, featuring powerful images that use minimal elements like composition, light, and space to create evocative and captivating works of visual storytelling.

Eva is a freelance illustrator and photographer based in Czechia. She was born and grew up in the mountainous region in Northern Slovakia from where she moved to Olomouc to study philosophy at the Palacky University. After earning her degree, Eva went on to establish a career as a freelance graphic designer and illustrator specializing in children's literature.

Eva has been intimately connected with photography since 2016. Her body of work falls under the genre of minimalist landscape and fine art photography. A minimalist approach, the absence of colors, the emphasis on space and texture connected with a sometimes near blank canvas provide Eva the necessary means to visually express herself creatively. *“As a photographer, I seek beauty in basic geometric lines and shapes, which are bound in harmony with the elusive variability and diversity of natural, organic forms. I am fascinated by witnessing the fleeting moments when nature, under specific circumstances and on her own terms, offers simple and clean compositions in which I discover emotions that are both fundamental and universal. Capturing such visually reduced vistas creates a moment of respite in an otherwise complicated and complex network of reality. The paradox of the certainty that less is more, that the minimal hint of a landscape becomes larger in our minds as a result of our own perception, provides us with an opportunity to interpret and interact with the composition and its subtle details.”*

Eva's conceptual portrait/self-portrait photography is closely intertwined with her profession as an illustrator. Through the use of techniques such as line work, drawing or collage, she is able to infuse her portraits with surreal and symbolic elements, blurring the lines between reality and imaginary. The main theme of Eva's portrait photography is a figure or face reduced in expression, and it serves as an initial frame, against which a fleeting moment of consciousness takes place in hints. *“Photography, for me, is a means of capturing a distilled version of reality. It serves as a tool to seek out and unveil purified connections, free from the noise of superficial information and stimuli that inundate our senses and experiences.”*


Suggested PSOC Critique Guidelines

PSOC was founded as a platform for image sharing and supportive self-improvement. With the expanded utilization of outside professional photographers to critique the members' submitted images, that mission has evolved into a shared desire to become more proficient in the art and craft of photography.

It is the responsibility of those who critique to foster that desire and encourage and **teach** the members through that critique. The critique should be a careful review of the images accompanied by an **opinion** regarding the overall strength of the image, as well as an **opinion** regarding the artistic and technical aspects of the image presented. Although the spectrum of photographers showing images includes beginners as well as some who are very advanced, learning and growth should be encouraged at all levels. The following guidelines have been formulated to bring a consistency of format to the critiques. These are not checklists, just suggestions to help the critiquers help our members improve their photographic craft.


1. What is your overall first impression? What impact does the image have for you? What do you like about the photograph? **Be concise**. Remember you are teaching *all* the members as well as the contributing photographer.
2. What **constructive** comments can you make? How does the composition and framing work? How does your eye take in the elements of the image? What gets your attention, and why? Note use of techniques like "rule" of thirds, leading lines, framing, patterns, lighting choices, and other visual elements. What helpful comments can you make?
3. How do you see the technical and processing factors contributing to the image? This may include perspective, exposure, highlight detail, shadow detail, bright and dark areas, contrast; processing of color or black and white, luminescence, contrast, vignetting, dodging, burning, and cropping.
4. Make it clear that your comments are all **your opinion** on how **you** might do it differently, based on your experience, personal style, vision, and processing preferences. Other artists/photographers may often see the image differently.
5. How might you encourage the photographer? Remember, the photographer has a reason to show this work and obviously feels good about it. **You are encouraged to ask the photographer to comment on what they were seeing and expressing in the image. We would also like you to encourage the members in attendance to participate through questions and comments.**
6. Although the title slide for each member's submittal does not need to be critiqued, an outstanding title image can be *quickly* noted.
7. **Please be concise in your comments.** The meetings are scheduled for two hours, and there can often be well over 100 images submitted.

Wall Hangers



Elaine Dees

Irv Dierdorff



Kurt Bayless