

**PRESIDENT'S LETTER; January 2025**



Can you believe it is 2025 already??

If you have not paid your dues, they are now PAST DUE!!  
If you did not know, the cost has gone up a bit, and is now \$50 per person and \$75 per couple. Here's how to pay...

- Pay Dan by Zelle - use 714-348-3210 (put membership dues in the message)

- Send a check (payable to PSOC and reference 2025 club dues) to Dan Anderson at 5051 Linda Circle, Huntington Beach, CA 92649.

I am really looking forward to our lineup of events this year, getting out and shooting with all of you, and seeing more photos from you as well. I hope you'll share them at the General Meetings!

**Here's what's happening in January.**

- LENS Meeting will be held on Thursday, January 16<sup>th</sup>. Nancy Phillips and Joanna Connors will share how to maximize our cell phone shots. As we all know, the best camera is the one we have with us.
- General Meeting will be held on Thursday, January 23<sup>rd</sup>. John Bare will critique the images.

Show Field Trip - Laguna Beach and Crystal Cove

Show Assignment - Night Photography

- Field Trip on **Saturday, January 18<sup>th</sup>** (to be shown in February) – **Original Farmer's Market & The Grove** – Submit images of this iconic area of Los Angeles... read more about it in this newsletter.
- Assignment for **January** (to be shown in February) – **Your Initials** – Submit photos that represent your initials... read more about it in this newsletter.

Happy New Year to you!!

*Susan*

## TABLE OF CONTENTS

President's Letter .....	1
Table of Contents.....	2
Monthly Events – Meetings, Assignment & Field Trip.....	3
2025 PSOC Calendar of Events & What to Show .....	4-5
January Shooting Assignment – Your Initials .....	6
January 25 <sup>th</sup> Field Trip – Santa Ana Zoo .....	7-8
February Shooting Assignment – Golden Hour/ Blue Hour .....	9-12
February 8 <sup>th</sup> Field Trip – Shoreline Village/ Queen Mary/Aquarium .....	13-15
Member Celebrations – Congratulations .....	16-19
Picture This.....	18-19
Photo Critique Guideline .....	20
Wall Hangers .....	21-27

## MONTHLY MEETINGS

### JANUARY LENS MEETING INFO

Thursday: January 16, 2025 @ 7:00 PM

**Cell Phones** will be the topic for this month's LENS meeting.  
**Joanna Conner & Nancy Phillips** will present.

### JANUARY GENERAL MEETING INFO

Thursday: January 23, 2025 @ 7:00 PM

The General Meeting will be held on January 23, 2025 at 7:00 p.m. **Night Photography** will be the topic to show for critique. Pictures from **Laguna Beach & Crystal Cove** field trip or other images in the category will be shown and critiqued. **John Bare** will critique

*PLEASE NOTE: All Members in good standing are encouraged to email up to three images, plus a title photo, to the Digital Show Team at PSOCphoto@gmail.com on or before Tuesday, 6:00 p.m. the week of the show. The deadline is important because the Digital Show Team needs time to prepare all the images for showing. For instructions on submitting your images, see "Digital Files" at our PSOC website. Images must comply with instructions to fit our digital media. Images late or not in compliance will be returned with an explanation.*

### JANUARY 2025 ASSIGNMENT -- YOUR INITIALS

Submit photos that represent your initials... the object or scene looks like one of your initials, or it starts with your initial, or something else. Get creative - think "outside the box."

\*\*\* January shooting assignment write-up to follow \*\*\*

### SATURDAY - JANUARY 18<sup>TH</sup> FIELD TRIP – LA FARMER'S MARKET & THE GROVE

Great photo opportunities await you at the Farmer's Market & The Grove. \*\*\* January field trip write-up to follow \*\*\*

\*\*\*SPECIAL NOTE FOR SENIORS 65+\*\*\*

Seniors ages 65 and older get "free" admission to the San Diego Zoo Safari Park in Escondido for the entire month of February 2025.

Also, Special "Lunar New Year" activities, surprises and more are planned at the Safari Park on February 1<sup>st</sup> & 2<sup>nd</sup> (Saturday & Sunday).

# 2025 PSOC CALENDAR OF EVENTS

## JANUARY

S	M	T	W	Th	F	S
			1	2	3	4
5	6	7	8	9	10	11
12	13	14	15	16	17	18
19	20	21	22	23	24	25
26	27	28	29	30	31	

16 LENS Mtg- Cell Phones  
Presenter- Joanna C/Nancy P

23 General Mtg-to be shown:  
Laguna Bch/Crystal Cove  
Night Photography

25 Field Trip- Santa Ana Zoo  
Assignment- Your Initials

## JULY

S	M	T	W	Th	F	S
		1	2	3	4	5
6	7	8	9	10	11	12
13	14	15	16	17	18	19
20	21	22	23	24	25	26
27	28	29	30	31		

17 LENS Mtg- Motion Tech.  
Presenter- Jeffrey Sward

24 General Mtg-to be shown:  
South Coast Botanic Garden  
Open Subject

26 PSOC Picnic (Sat)

13 Field Trip- The Broad Mus.  
Assignment- Simplicity

## FEBRUARY

S	M	T	W	Th	F	S
						1
2	3	4	5	6	7	8
9	10	11	12	13	14	15
16	17	18	19	20	21	22
23	24	25	26	27	28	

20 LENS Mtg- Architecture  
Presenter- John Bare

27 General Mtg-to be shown:  
Santa Ana Zoo  
Your Initials

08 Field Trip- Shoreline Village  
Assignment- Golden/Blue Hour

## AUGUST

S	M	T	W	Th	F	S
					1	2
3	4	5	6	7	8	9
10	11	12	13	14	15	16
17	18	19	20	21	22	23
24	25	26	27	28	29	30
31						

21 LENS Mtg- Even. w/Experts  
Presenter- Barry E/John B

28 General Mtg-to be shown:  
The Broad Museum  
Simplicity

13 Field Trip- Oceanside Harbor  
Assignment- PCH Sights

## MARCH

S	M	T	W	Th	F	S
						1
2	3	4	5	6	7	8
9	10	11	12	13	14	15
16	17	18	19	20	21	22
23	24	25	26	27	28	29
30	31					

20 LENS Mtg- Macro Tech.  
Presenter- Barry Evans

27 General Mtg-to be shown:  
Shoreline Village/Qn Mary  
Golden Hour/Blue Hour

15 Field Trip- Buddhist Temple  
Assignment- Architecture

## SEPTEMBER

S	M	T	W	Th	F	S
	1	2	3	4	5	6
7	8	9	10	11	12	13
14	15	16	17	18	19	20
21	22	23	24	25	26	27
28	29	30				

1-30 PSOC Library Show  
13 Library Reception (Sat)

18 LENS Mtg- Crit. Own Image  
Presenter- John Bare

25 General Mtg-to be shown:  
Oceanside Harbor/Pier  
Pacific Coast Hwy Sights

21 Field Trip- S.C. Railway Mus.  
Assignment- Aband./Weath.

11 Movie Night (Thur)

## APRIL

S	M	T	W	Th	F	S
		1	2	3	4	5
6	7	8	9	10	11	12
13	14	15	16	17	18	19
20	21	22	23	24	25	26
27	28	29	30			

April 3-6 - Field Trip to  
Palm Springs, CA

17 LENS Mtg- Photo. Wildlife  
Presenter- Eric Stogner

24 General Mtg-to be shown:  
Hsi Lai Buddhist Temple  
Architecture

12 Field Trip- Bolsa Chica Wet.  
Assignment- Juxtaposition

## OCTOBER

S	M	T	W	Th	F	S
			1	2	3	4
5	6	7	8	9	10	11
12	13	14	15	16	17	18
19	20	21	22	23	24	25
26	27	28	29	30	31	

October 2-5 - Field Trip to  
Victoria, BC Canada

16 LENS Mtg- Photo. Your Life  
Presenter- Art Ramirez

23 General Mtg-to be shown:  
Southern CA Railway Museum  
Abandoned/Weathered/Rusty

25 Field Trip- SD Balboa Park  
Assignment- High/Low Key

## MAY

S	M	T	W	Th	F	S
				1	2	3
4	5	6	7	8	9	10
11	12	13	14	15	16	17
18	19	20	21	22	23	24
25	26	27	28	29	30	31

15 LENS Mtg- Mat Cutting  
Presenter- Jeffrey Sward  
Framing & Mounting

22 General Mtg-to be shown:  
Bolsa Chica Wetlands  
Juxtaposition

07 Field Trip- Old Town Orange  
Assignment- Journalism -  
Telling a Story

## NOVEMBER

S	M	T	W	Th	F	S
						1
2	3	4	5	6	7	8
9	10	11	12	13	14	15
16	17	18	19	20	21	22
23	24	25	26	27	28	29
30						

13 LENS Mtg- Tech./Equip.  
Presenter- Bill Wade

20 General Mtg-to be shown:  
San Diego Balboa Park  
High Key/Low Key

15 Field Trip- Flying Leath. Mus.  
Assignment- Motion

## JUNE

S	M	T	W	Th	F	S
1	2	3	4	5	6	7
8	9	10	11	12	13	14
15	16	17	18	19	20	21
22	23	24	25	26	27	28
29	30					

19 LENS Mtg- What Makes a  
Great Image  
Presenter- Art Ramirez

26 General Mtg-to be shown:  
Old Town Orange  
Journalism-Telling a Story

21 Field Trip- S.C. Botanic Grd.  
Assignment- Open Subject

## DECEMBER

S	M	T	W	Th	F	S
	1	2	3	4	5	6
7	8	9	10	11	12	13
14	15	16	17	18	19	20
21	22	23	24	25	26	27
28	29	30	31			

NO LENS OR GENERAL MTGS.

14 Hanukkah  
25 Christmas

04 PSOC Holiday Party  
Show candid shots of  
members in 2025

January 22, 2026 General Mtg.:  
Show Flying Leathernecks Air  
Museum and Motion assign.

## 2025 PSOC....What to Show at General Meetings

This chart shows the dates of general meetings and what to show at each meeting. Pictures for any assignment can be taken anytime during the year-end 2024 and year 2025, as long as the images fit the assignment for the meeting in which you are showing them. We ask members to submit current work for the meeting critiques. Assignments are planned so as to be coordinated with field trip locations. Pictures taken on field trips need not be assignment-related in order to be shown for critique at the meetings.

<u>DATE OF MEETING</u>	<u>FIELD TRIP TO SHOW</u>	<u>ASSIGNMENT TO SHOW</u>
January 23rd	Laguna Beach/Crystal Cove	Night Photography
February 27th	Santa Ana Zoo	Your Initials
March 27th	Shoreline Village/Queen Mary/ Aquarium of the Pacific	Golden Hour/Blue Hour
April 24th	Hsi Lai Buddhist Temple	Architecture
May 22nd	Bolsa Chica Wetlands <i>AND</i> <b><u>Spring Overnight Trip - Palm Springs</u></b>	Juxtaposition
June 26th	Old Town Orange	Journalism-Telling a Story
July 24th	South Coast Botanic Garden	Open Subject
August 28th	The Broad Museum	Simplicity
September 25th	Oceanside Harbor/Pier/ Top Gun House	Pacific Coast Hwy Sights
October 23rd	Southern CA Railway Museum	Abandoned/Weathered/Rusty
November 20th	San Diego Balboa Park/Zoo <i>AND</i> <b><u>Fall Overnight Trip - Victoria BC</u></b>	High Key/Low Key
December 4th	<b>PSOC Holiday Party</b> (Greenbrook Clubhouse)	Candid shots of PSOC members on field trips & other events in 2025
Jan. 22, 2026	Flying Leathernecks Air Museum	Motion



# January 2025 Assignment – Your Initials

Assignment to be shown at February meeting

By Susan Bouet

The assignment for January is “Your Initials.” This is a good time to restate the purpose of the assignments! Yes, it is to have a subject to show in the general meetings, but more so, it is the opportunity and primary goal to get out shooting and seeing differently ... not to mention crafting a good image.

This assignment is an opportunity for you to capture the things in the world that resemble your initials. We have included a few examples to get you started. Have fun and get creative - think “outside the box!”



Photo by Kurt Bayless

# **January Field Trip Changed due to LA fires**

(Replaced LA Original Farmer's Market & The Grove)

January 2025

Field Trip

## **Santa Ana Zoo**

Date: **Saturday, January 25, 2025**

Location

1801 East Chestnut Avenue  
Santa Ana, CA 92701

**<https://www.santaanazoo.org/>**

### **Carpool**

Not necessary for this one!

### **Parking**

The Zoo is located off the 5 freeway at First Street. Parking lot can be entered from Zoo Lane or Chestnut Ave.

### **Lunch**

Meet at 12:30 at the Beansprouts Cafe which is located just inside the zoo entrance, next to the Treetops Toys gift shop, playground, and outdoor dining area.

### **Assignment**

**Your Initials**

**The zoo is open from 10AM to 4PM with a \$13 entry, \$10 for seniors 62+**

## **OVERVIEW**

Due to the massive fires in the LA area, the board decided to move the field trip to the 28th at the Santa Ana Zoo.

This link, <https://www.santaanazoo.org/> will give you much info on the zoo. There are animals and botanicals scattered around the zoo which is right in the middle of the city. There should be plenty of photo ops to keep you happy and looking for anything that might look like your initials.

# Santa Ana Zoo Map





## February 2025 Assignment - Golden Hour/Blue Hour

To be shown at the March general meeting

By John Bare

As photographers, we should be constantly aware of the light that we're using to capture our images. Angle, color, and intensity all play a part in our compositions. Shooting during the "golden hour" and "blue hour" can often add drama to our images, either through the angle of light that's falling on our subject or the color of light that's illuminating it.

The **golden hour** is the "hour" after sunrise and the "hour" before sunset. The term "hour" is used figuratively; the effect has no clearly defined duration and varies according to season and latitude. The character of the lighting is determined by the sun's altitude and depends on a location's latitude and time of year. The optimum time of year in Southern California is from October to March, when the sun stays fairly low in the sky throughout the day and yields a somewhat longer golden hour.

Most photographers know that the sun's angle has a major impact on how light behaves. During the golden hour, the sun is lower in the sky than during peak daylight hours, meaning that the sun's light must travel through more atmosphere before reaching your subject. That atmospheric diffusion softens and diffuses the light while also creating attractive warm hues. Additionally, since the sun is so low on the horizon, the light is directional, creating soft, long shadows.


The golden hour is also sometimes called the "magic" hour. During these times, the brightness of the sky can match the brightness of streetlights, sign, car headlights, and lit windows. The subjects we can shoot during the golden hour are limitless. From flowers to landscapes to people, the only limitation is our use of light and shadow to enhance our subject. Whether we're shooting in color or black and white, it's the quality of golden hour light that enhances our images.

The period of time shortly before the golden hour at sunrise, or after it at sunset, is called the **blue hour**. This is when the sun is below the horizon, when residual indirect sunlight takes on a predominantly blue shade, and there are no sharp shadows. Shooting early in the short time after sunset, especially if there are limited clouds, can yield warm western skies combined with a cool eastern sky and subjects illuminated by both skylight and artificial (man-made) light.

Blue-hour shooting lends itself more to landscape and architecture photography. Timing is somewhat critical, because darkness can arrive fairly quickly, taking with it the blue tones in the sky.

Venture out early or late in the day to capture what many consider to be the best light - at the golden hour and the blue hour.

Golden Hour





**Blue Hour**









Photos by Kurt Bayless and Linda Calkins

## **February 2025 Field Trip**

### **Shoreline Village/Queen Mary/ Aquarium of the Pacific**

**Date: Saturday, February 8<sup>th</sup>**

**Assignment: Golden Hour/Blue Hour**

#### **CARPOOL:**

Meet at 9:00 a.m. at the south end of the AAA parking lot located on the northeast corner of Beach Boulevard and Stark Drive in Huntington Beach. Drive time is approximately 25 minutes from Huntington Beach to downtown Long Beach. Carpooling is a good way to go and get to know other members.

#### **PARKING OPTIONS:**

Shoreline Village Parking Lot: Parking is \$2.00 for first 2 hours with validation stamp from any Shoreline Village restaurant or shop. \$10.00 up to 6 hours. **Maximum parking fee is \$16.**

Aquarium Parking Structure: Parking is \$8.00 with Aquarium ticket validation. With validation stamp from nearby businesses, it's 'free' for first 30 minutes, \$8.00 for 2.5 - 4 hours. **Maximum parking fee is \$16** (for 8-24 hours).

*Note:* Rates subject to change. Both locations give a discount with validation form stores or restaurants.



**LUNCH:** Meet at **Chili's at 12:00 p.m.**, located at 30 W. Shoreline Drive along the Boardwalk between Shoreline Village and Aquarium of the Pacific. We can sit in the restaurant's covered patio area.

**SHORELINE VILLAGE** is located within walking distance from downtown Long Beach.

The Boardwalk is currently open, as well as Wheel Fun Rentals, Long Beach Parasailing, and Marina Sailing. Shoreline Village restaurants are open, with a variety to choose from.

Shoreline Village is a waterfront shopping, dining and entertainment center that overlooks Long Beach's beautiful Rainbow Harbor. Wander and Explore! The Village welcomes visitors with a relaxed atmosphere and full complement of things to see and do. Styled after a quaint Cape Cod fishing village, Shoreline Village is a family friendly destination by day that develops a sense of romance when night falls.


Shoreline Village features an antique carousel, bike rentals to explore the Long Beach coastline, personal watercraft rentals, harbor cruises, and unique specialty shops. Dine at one of Long Beach's premier seafood restaurants, Parker's Lighthouse, while enjoying the amazing views. It's conveniently located within walking distance of the world-class Aquarium of the Pacific, and just across the harbor from the Queen Mary.

Shoreline Village has many quaint shops, eateries, carousel/arcade, bike and boat rentals. Situated along the Long Beach Marina overlooking Rainbow Harbor, you can stroll along the water or take a 45-minute narrated harbor cruise. You can also rent bicycles (surreys, tandems, cruisers) and ride along the waterfront looking out across the harbor at the Queen Mary, the *old* Spruce Goose dome, and cruise ship.

General admission - Harbor Cruise (45 min. narrated tour): \$20.00 adults, \$15.00 children (5-11 yrs), and \$15.00 seniors 62+.

Lots of "Photo Ops" within the village, marina, and various structures in the area.

<http://www.shorelinevillage.com>



**AQUARIUM OF THE PACIFIC** is a wonderful place to explore. Here is the website for more info. <https://www.aquariumofpacific.org/>

The Aquarium is open from 9 am-6 pm. It's located at the opposite end of the marina (short walk from Shoreline Village). You'll see a wide variety of ocean life and other attractions. You can also walk up to Lighthouse Point/Shoreline Park for great views of Rainbow Harbor, Shoreline Village, and the Queen Mary.

General admission - Aquarium: \$44.95 adults, \$29.95 children (3-11), \$41.95 seniors 62+.

\*Reservations are required.



**QUEEN MARY** is a great place to take in the sunset and admire the views. The ship is docked just across the way from Shoreline Village and Aquarium of the Pacific. Queen Mary is now open for tours, just a short drive around the bay. <http://www.queenmary.com>


You can tour the Queen Mary or stroll through a quaint British village next to the ship. Instead of driving there and paying for parking, catch the **AquaBus** from the Aquarium (dock 4) or Shoreline Village (dock 9). The fare is \$1.00 each way. It operates from 11:00 am-6:20 pm.

General admission- Queen Mary/Glory Days Tour (1 hr): \$47.70 adults/seniors. and \$37.10 children.





## Our Members Have Been Busy with Great Accomplishments



The following members have their images published in the *new 2025 Wings Over Bolsa* calendar:

- Carol Calkins – 2 images (1 image is the back cover)
- Donna Stogner – 1 image
- Eric Stogner – 1 image
- Kurt Bayless – 3 images

The following PSOC members received awards in HBAL Library Open Show:

- Cheryl Del Toro** - 1st Place for "Glacier Closeup" (photography)  
**Jennie Breeze** - 2nd Place for "Albino Peacock-Isola Madre" (photography)  
Honorable Mention for "Heavenly Feather" (photography)  
**Kurt Bayless** - 3rd Place for "Waves in the Sky" (photography)  
3rd Place for "La Purisima Mission" (mixed media)  
**Nancy Phillips** - Honorable Mention for "Raining Umbrellas" (photography)





Annette Globits

Annette received a 3rd Place Award for "Pieces of Glass" (color photography) in the Orange County Fine Arts Membership Show - Showcase Gallery.



Kurt Bayless

Kurt's photo "Elegant Terns" is the May main page in the 2025 Bolsa Chica Conservancy calendar.





## PICTURE THIS

KRISTOF CLAEYS



Kids at Wedding

Libya, November 2006. A few soldiers of Colonel Gaddafi held me for a week at the border with Niger. What I was doing there is another story, but I saw human traffickers carrying about 50 fortune seekers across the border on top of a truck. With a few simple taps on his Kalashnikov, a soldier made it clear that it was forbidden to take pictures. But he was stronger than me, I secretly took a few pictures anyway...



After being stuck in this horrible place for 6 days, I started to think about what I wanted to do with my life as a 27-year-old. But the human traffickers didn't let me go either. Where do these people come from and what will their fate be? While I was daydreaming and enjoying a beautiful starry sky in the heart of the Sahara, all the pieces of the puzzle fell into place. As a child I always wanted to be a photographer and through that absurd situation among the human traffickers, everything became clear. As soon as I got back home to Belgium, I was going to give my life a different turn by making my childhood dream come true...

I first wrote 'C'est l'Afrique, Monsieur!'; a 500-page travelogue about my African adventure. Then I hung up my football boots and signed up for an evening course in photography, because I had to start from scratch. After 5 years of evening school, I was going to make it – in my head anyway – as a photographer. I was prepared to accept any assignment, except wedding reports. Who wanted to do that? Boring, posed stuff. This isn't photography, is it?

Until I discovered a way to make it not boring! What if I approached a wedding report as a documentary; just like I didn't have the opportunity in Libya to give guidelines, to make them smile for the lens or to stand in beautiful light. What if I just let people be themselves and I had to take care of beautiful compositions myself. From this moment on I became Kristof, the NINJA-style documentary photographer!

## Suggested PSOC Critique Guidelines

PSOC was founded as a platform for image sharing and supportive self-improvement. With the expanded utilization of outside professional photographers to critique the members' submitted images, that mission has evolved into a shared desire to become more proficient in the art and craft of photography.

It is the responsibility of those who critique to foster that desire and encourage and **teach** the members through that critique. The critique should be a careful review of the images accompanied by an **opinion** regarding the overall strength of the image, as well as an **opinion** regarding the artistic and technical aspects of the image presented. Although the spectrum of photographers showing images includes beginners as well as some who are very advanced, learning and growth should be encouraged at all levels. The following guidelines have been formulated to bring a consistency of format to the critiques. These are not checklists, just suggestions to help the critiquers help our members improve their photographic craft.

1. What is your overall first impression? What impact does the image have for you? What do you like about the photograph? **Be concise**. Remember you are teaching *all* the members as well as the contributing photographer.
2. What **constructive** comments can you make? How does the composition and framing work? How does your eye take in the elements of the image? What gets your attention, and why? Note use of techniques like "rule" of thirds, leading lines, framing, patterns, lighting choices, and other visual elements. What helpful comments can you make?
3. How do you see the technical and processing factors contributing to the image? This may include perspective, exposure, highlight detail, shadow detail, bright and dark areas, contrast; processing of color or black and white, luminescence, contrast, vignetting, dodging, burning, and cropping.
4. Make it clear that your comments are all **your opinion** on how **you** might do it differently, based on your experience, personal style, vision, and processing preferences. Other artists/photographers may often see the image differently.
5. How might you encourage the photographer? Remember, the photographer has a reason to show this work and obviously feels good about it. **You are encouraged to ask the photographer to comment on what they were seeing and expressing in the image. We would also like you to encourage the members in attendance to participate through questions and comments.**
6. Although the title slide for each member's submittal does not need to be critiqued, an outstanding title image can be *quickly* noted.
7. **Please be concise in your comments.** The meetings are scheduled for two hours, and there can often be well over 100 images submitted.

2024 MEMBER PHOTOGRAPHS

























