

PRESIDENT'S LETTER; March 2025



Hi everyone!

I really enjoyed everyone's photos at our February general critique meeting. I loved seeing the interpretations of the assignment, "Your Initials," as well as some really great shots from the Santa Ana Zoo.

Our Field Trip for March (on the 15th) is to the Hsi Lai Buddhist Temple (full information in this newsletter). We hope to see you there. The photos you get there can be entered for critique at April's general meeting.

The assignment for March is "Architecture." We have some really good info on shooting architecture from John Bare at the LENS meeting in February. Your architecture pictures can also be entered for the critique at the general meeting in April.

Here is what is happening in March:

- LENS meeting -- March 20th

Barry Evans will be making a presentation about Macro Techniques. That should be really interesting and we can learn lots about Macro. I'm certain we will all learn some good stuff!

- General Meeting -- March 27th

Show Field Trip – Shoreline Village/Queen Mary/Aquarium of Pacific
Show Assignment – Golden Hour/Blue Hour

I look forward to seeing everyone's photos so make sure you enter them for critique in March. You can go to our website psoc.net and look for all the instructions. The deadline to enter is on the Tuesday before the general meeting at 6:00 pm on March 25th.

I am looking forward to the Spring overnight field trip, April 3-6, and hope more of you will jump in and join us as we explore the Palm Springs area with our cameras. Look back at your inbox for an email from Kurt about it. You may have missed the deadline for getting the hotel rate, but you can still come.

Take care and have fun photographing whatever makes you happy!

See you soon,

Susan

TABLE OF CONTENTS

President's Letter	1
Table of Contents.....	2
Monthly Events – Meetings, Assignment & Field Trip.....	3
2025 PSOC Calendar of Events & What to Show	4-5
Spring 2025 Overnight Field Trip to Palm Springs	6-9
March Assignment-Architecture	10-13
March 15th Field Trip-Hsi Lai Buddhist Temple.....	14-16
April Assignment-Visual Juxtaposition.....	17-25
April 12 th Field Trip-Bolsa Chica Wetlands	26-29
Member Celebrations – Congratulations	30-31
Picture This.....	32
Photo Critique Guideline	33
Wall Hangers	34-35

MONTHLY MEETINGS

MARCH LENS MEETING INFO

Thursday: MARCH 20, 2025 @ 7:00 PM

Macro Techniques will be the topic for this month's LENS meeting. **Barry Evans** will present.

MARCH GENERAL MEETING INFO

Thursday: March 27, 2025 @ 7:00 PM

The General Meeting will be held on March 27 at 7:00 p.m. **Golden Hour/Blue Hour** will be the topic to show for critique. Pictures from **Shoreline Village/Queen Mary/Aquarium of the Pacific** field trip or other images in the category will be shown and critiqued. **John Bare** will critique.

PLEASE NOTE: All Members in good standing are encouraged to email up to three images, plus a title photo, to the Digital Show Team at PSOCphoto@gmail.com on or before Tuesday, 6:00 p.m. the week of the show. The deadline is important because the Digital Show Team needs time to prepare all the images for showing. For instructions on submitting your images, see "Digital Files" at our PSOC website. Images must comply with instructions to fit our digital media. Images late or not in compliance will be returned with an explanation.

April 2025 ASSIGNMENT – THE PHOTOGRAPHY OF ARCHITECTURE

Architecture is more than just buildings, although buildings constitute most of what we consider architecture. It can, however, include bridges, towers – anything that has been designed and built by man.

*** See John Bare's March assignment write-up in this newsletter ***

SATURDAY – MARCH 15TH FIELD TRIP – HSI LAI BUDDHIST TEMPLE

Great architectural photo opportunities await you at the Hsi Lai Buddhist Temple in Hacienda Heights. * See Kurt Bayless's April field trip write-up in this newsletter*

2025 PSOC CALENDAR OF EVENTS (Rev. 1/19/25)

JANUARY

S	M	T	W	Th	F	S
			1	2	3	4
5	6	7	8	9	10	11
12	13	14	15	16	17	18
19	20	21	22	23	24	25
26	27	28	29	30	31	

16 LENS Mtg- Cell Phones
Presenter- Joanna C/Nancy P

23 General Mtg-to be shown:
Laguna Bch/Crystal Cove
Night Photography

25 Field Trip- Santa Ana Zoo
Assignment- Your Initials

JULY

S	M	T	W	Th	F	S
		1	2	3	4	5
6	7	8	9	10	11	12
13	14	15	16	17	18	19
20	21	22	23	24	25	26
27	28	29	30	31		

17 LENS Mtg- Motion Tech.
Presenter- Jeffrey Sward

24 General Mtg-to be shown:
South Coast Botanic Garden
Open Subject

26 PSOC Picnic (Sat)

13 Field Trip- The Broad Mus.
Assignment- Simplicity

FEBRUARY

S	M	T	W	Th	F	S
						1
2	3	4	5	6	7	8
9	10	11	12	13	14	15
16	17	18	19	20	21	22
23	24	25	26	27	28	

20 LENS Mtg- Architecture
Presenter- John Bare

27 General Mtg-to be shown:
Santa Ana Zoo
Your Initials

08 Field Trip- Shoreline Village
Assignment- Golden/Blue Hour

AUGUST

S	M	T	W	Th	F	S
					1	2
3	4	5	6	7	8	9
10	11	12	13	14	15	16
17	18	19	20	21	22	23
24	25	26	27	28	29	30
31						

21 LENS Mtg- Even. w/Experts
Presenter- Barry E/John B

28 General Mtg-to be shown:
The Broad Museum
Simplicity

13 Field Trip- Oceanside Harbor
Assignment- PCH Sights

MARCH

S	M	T	W	Th	F	S
						1
2	3	4	5	6	7	8
9	10	11	12	13	14	15
16	17	18	19	20	21	22
23	24	25	26	27	28	29
30	31					

20 LENS Mtg- Macro Tech.
Presenter- Barry Evans

27 General Mtg-to be shown:
Shoreline Village/Qn Mary
Golden Hour/Blue Hour

15 Field Trip- Buddhist Temple
Assignment- Architecture

SEPTEMBER

S	M	T	W	Th	F	S
	1	2	3	4	5	6
7	8	9	10	11	12	13
14	15	16	17	18	19	20
21	22	23	24	25	26	27
28	29	30				

1-30 PSOC Library Show
13 Library Reception (Sat)

18 LENS Mtg- Crit. Own Image
Presenter- John Bare

25 General Mtg-to be shown:
Oceanside Harbor/Pier
Pacific Coast Hwy Sights

21 Field Trip- S.C. Railway Mus.
Assignment- Aband./Weath.

11 Movie Night (Thur)

APRIL

S	M	T	W	Th	F	S
		1	2	3	4	5
6	7	8	9	10	11	12
13	14	15	16	17	18	19
20	21	22	23	24	25	26
27	28	29	30			

April 3-6 - Field Trip to
Palm Springs, CA

17 LENS Mtg- Photo. Wildlife
Presenter- Eric Stogner

24 General Mtg-to be shown:
Hsi Lai Buddhist Temple
Architecture

12 Field Trip- Bolsa Chica Wet.
Assignment- Juxtaposition

OCTOBER

S	M	T	W	Th	F	S
			1	2	3	4
5	6	7	8	9	10	11
12	13	14	15	16	17	18
19	20	21	22	23	24	25
26	27	28	29	30	31	

October 2-5 - Field Trip to
Victoria, BC Canada

16 LENS Mtg- Photo. Your Life
Presenter- Art Ramirez

23 General Mtg-to be shown:
Southern CA Railway Museum
Abandoned/Weathered/Rusty

25 Field Trip- SD Balboa Park
Assignment- High/Low Key

MAY

S	M	T	W	Th	F	S
				1	2	3
4	5	6	7	8	9	10
11	12	13	14	15	16	17
18	19	20	21	22	23	24
25	26	27	28	29	30	31

15 LENS Mtg- Mat Cutting
Presenter- Jeffrey Sward
Framing & Mounting

22 General Mtg-to be shown:
Bolsa Chica Wetlands
Juxtaposition

07 Field Trip- Old Town Orange
Assignment- Journalism -
Telling a Story

NOVEMBER

S	M	T	W	Th	F	S
						1
2	3	4	5	6	7	8
9	10	11	12	13	14	15
16	17	18	19	20	21	22
23	24	25	26	27	28	29
30						

13 LENS Mtg- Tech./Equip.
Presenter- Bill Wade

20 General Mtg-to be shown:
San Diego Balboa Park
High Key/Low Key

15 Field Trip- Flying Leath. Mus.
Assignment- Motion

JUNE

S	M	T	W	Th	F	S
1	2	3	4	5	6	7
8	9	10	11	12	13	14
15	16	17	18	19	20	21
22	23	24	25	26	27	28
29	30					

19 LENS Mtg- What Makes a
Great Image
Presenter- Art Ramirez

26 General Mtg-to be shown:
Old Town Orange
Journalism-Telling a Story

21 Field Trip- S.C. Botanic Grd.
Assignment- Open Subject

DECEMBER

S	M	T	W	Th	F	S
	1	2	3	4	5	6
7	8	9	10	11	12	13
14	15	16	17	18	19	20
21	22	23	24	25	26	27
28	29	30	31			

NO LENS OR GENERAL MTGS.

14 Hanukkah
25 Christmas

04 PSOC Holiday Party
Show candid shots of
members in 2025

January 22, 2026 General Mtg.:
Show Flying Leatherneck
Aviation Museum & "Motion."

2025 PSOC....What to Show at General Meetings (Rev. 1/19/25)

This chart shows the dates of general meetings and what to show at each meeting. Pictures for any assignment can be taken anytime during the year-end 2024 and year 2025, as long as the images fit the assignment for the meeting in which you are showing them. We ask members to submit current work for the meeting critiques. Assignments are planned so as to be coordinated with field trip locations. Pictures taken on field trips need not be assignment-related in order to be shown for critique at the meetings.

<u>DATE OF MEETING</u>	<u>FIELD TRIP TO SHOW</u>	<u>ASSIGNMENT TO SHOW</u>
January 23rd	Laguna Beach/Crystal Cove	Night Photography
February 27th	Santa Ana Zoo	Your Initials
March 27th	Shoreline Village/Queen Mary/ Aquarium of the Pacific	Golden Hour/Blue Hour
April 24th	Hsi Lai Buddhist Temple	Architecture
May 22nd	Bolsa Chica Wetlands <i>AND</i> <u>Spring Overnight Trip - Palm Springs</u>	Juxtaposition
June 26th	Old Town Orange	Journalism-Telling a Story
July 24th	South Coast Botanic Garden	Open Subject
August 28th	The Broad Museum	Simplicity
September 25th	Oceanside Harbor/Pier/ Top Gun House	Pacific Coast Hwy Sights
October 23rd	Southern CA Railway Museum	Abandoned/Weathered/Rusty
November 20th	San Diego Balboa Park/Zoo <i>AND</i> <u>Fall Overnight Trip - Victoria BC</u>	High Key/Low Key
December 4th	PSOC Holiday Party (Greenbrook Clubhouse)	Candid shots of PSOC members on field trips & other events in 2025
Jan. 22, 2026	Flying Leathernecks Air Museum	Motion

**PSOC Spring Overnight Field Trip
Palm Springs, CA
April 3-6, 2025**



The Living Desert

Palm Springs is an international tourist destination year-round. It lies in the Coachella Valley, at the foot of Mt. San Jacinto, which rises to 10,804 feet. The area originally was inhabited by Cahuilla Indians; it was known to the Spanish as Agua Caliente (“Hot Water”) for its hot springs. Palm Springs downtown holds a Thursday Street Fair with craft and food booths, and live music during the Spring season.

We will be staying three (3) nights at the **Holiday Inn Express & Suites Rancho Mirage** from Thursday-April 3rd to Sunday-April 6th, 2025. The room rates are: **1 king bed is \$517.30 for 3 nights (taxes included)** and **2 queen beds is \$585.22 for 3 nights (taxes included)**. We’ve reserved a block of 15 rooms for PSOC members & guests - **six** King rooms and **nine** Double Queen rooms. Check-in is 3:00 pm and Check-out is 12:00 noon. The hotel will hold the PSOC block of rooms until **March 3, 2025**. Don’t wait too long to make your reservation. It’s a popular hotel.

To reserve a room, please call the hotel’s reservation desk at **(760) 340-5516**. Be sure to tell them you’re with the Photographic Society of Orange County (PSOC) in order to receive our special room rates. Reference Block Code “PSO.” The hotel requires a major credit card to guarantee your reservation. If you decide to cancel your room reservation, your deposit is fully refundable at least 24 hours (by 6:00 pm PST) prior to arrival. The hotel provides all guests with a “complimentary” hot breakfast buffet every morning.

The **Holiday Inn Express & Suites Rancho Mirage** is located at 71-730 Highway 111, Rancho Mirage, CA 92270. All of the rooms feature complimentary newspaper, complimentary parking with no resort fees, high speed wireless internet, coffee maker, microwave and refrigerator. There’s an outdoor pool and jacuzzi, a fitness center, and access to copy and fax machines in the business center.

How to get to the Holiday Inn Express & Suites Rancho Mirage: Drive approx. 2 hours via I-10 Freeway Eastbound. Take the Bob Hope Drive exit off I-10 and drive south toward Hwy 111 (East Palm Canyon Drive). Before you get to Hwy 111, turn right on Rancho Las Palmas Drive and then turn right on Hwy 111. The hotel is located on the north side of East Palm Canyon Drive.



Holiday Inn Express & Suites



By 1872, Palm Springs had become a stage stop between Prescott, AZ, and Los Angeles. In 1884, Judge John Guthrie McCallum established the Palm Valley Colony on the site, which later developed as a model desert resort. Within its boundaries, the city includes parts of the Agua Caliente Indian reservation. Palm Springs became a glamorous desert resort and residence, frequented by Hollywood film stars and other celebrities, and it's a favorite vacation site for college students in the Los Angeles area. It features luxurious hotels, fashionable restaurants and boutiques, and vast recreation areas for tennis, swimming, hiking, skiing, and especially golf (more than 50 golf courses lie within a 20-mile radius).

Palm Springs Aerial Tramway

The aerial tramway is 2.5 miles long and has the world's largest rotating tram cars. Passengers ascend 5,873 feet to the Mt. San Jacinto Pines Café (Mountain Station) and lodge - elevation 8,500 feet.

Palm Springs Windmill Tours

Ever wondered what it's like to drive through a working wind farm? Embark on this self-driving tour designed for two, where every twist and turn offers insight into renewable energy. With your own vehicle, journey through gravel paths that are car-friendly. Start at our center with exhibits on wind energy, then follow our app-guided map through 10 fascinating stops. This interactive adventure promises plenty of photo opps and is perfect for exploring at your own pace.



Palm Springs Aerial Tramway



Palm Springs Windmill Farm

The Living Desert Zoo and Botanical Garden (in Palm Desert)

The Living Desert Zoo and Botanical Garden has been a beloved institution in Southern California for over 50 years. An Association of Zoos and Aquariums (AZA) accredited zoo and botanical garden, The Living Desert represents the desert environments of Wild Americas, Australian Adventures, and African Safari with more than 150 species, 1,200 protected acres, and miles of hiking trails.



African Safari



Wild Americas

Palm Springs Air Museum

There is always something new at the Palm Springs Air Museum, which is home to one of the world's largest collections of static & flyable aircraft from WWII through the War on Terror. Unlike many other museums, the five air-conditioned hangars (totaling 91,000 square feet) have few ropes to keep you from interacting with the aircraft and exhibits. In addition to over 75 aircraft and helicopters; exhibits and activities give visitors of all ages a fresh perspective on the history of U.S. Military operations from the last 100 years.



B-17 Bomber



P-51 Mustang

Other attractions around the Palm Springs & Coachella Valley areas:

Indian Canyons

Moorten Botanical Garden

Forever Marilyn Statue

The River at Rancho Mirage (shops & restaurants)

Old Town La Quinta

Cabot's Pueblo Museum

Palm Springs Art Museum/Architecture & Design Center

Cabazon Dinosaurs

Museum of Ancient Wonders

Mary Pickford Theatre (Cathedral City)

Aqua Caliente Cultural Museum

Children's Discovery Museum of the Desert

Cabazon Outlet Mall

Casinos – Aqua Caliente (Palm Springs, Cathedral City, Rancho Mirage) and Morongo (Cabazon)

Joshua Tree National Park

Salton Sea

Some websites to check out:

<https://windmilltours.com/>

<https://www.livingdesert.org/about-the-zoo/>

<https://palm Springsairmuseum.org/>

<https://pstramway.com/>

[https://www.visitgreaterpalmsprings.com/plan/free-visitors-guide/?svap=25168&svat=cl&msclkid=a592a11be15e1f1d2fa0c640c205a93d&utm_source=bing&utm_medium=cpc&utm_campaign=US%20-%20Drive%20Market%20-%20Brand%20Tourism%20-%20SV&utm_term=palm%20springs%20travel%20guide&utm_content=Palmsprings%20Guide%20\(S\)](https://www.visitgreaterpalmsprings.com/plan/free-visitors-guide/?svap=25168&svat=cl&msclkid=a592a11be15e1f1d2fa0c640c205a93d&utm_source=bing&utm_medium=cpc&utm_campaign=US%20-%20Drive%20Market%20-%20Brand%20Tourism%20-%20SV&utm_term=palm%20springs%20travel%20guide&utm_content=Palmsprings%20Guide%20(S))

<https://coachellavalley.com/>

March 2025 Assignment - The Photography of Architecture

To be shown at the April general meeting

By John Bare

Why do we have to learn how to shoot buildings?

First, architecture is more than just buildings, although buildings constitute most of what we consider architecture. It can, however, include bridges, towers - anything that has been designed and built by man.



Second, we encounter architecture every day. *Good* architecture is considered sculpture we can walk through. When we're travelling, or even exploring locally, we come across structures that are historic or notable - or both - that inspire us to want to document it. But we need to more than just document it. We always want to compose an image that will capture the attention of the viewers and make them want to explore the image.



Consider shooting during the "blue hour", when your subject might be illuminated either on the outside or the inside.



Be sure to look for interesting details and vignettes in any building you photograph. Doors and windows are obvious suggestions, but look closely for antique hardware, sculptural details, and other distinguishing features that can lend themselves to strong compositions.



Don't forget to explore the interiors of buildings, which also can yield outstanding spaces and details. You will probably need to increase the ISO setting on your camera to compensate for lower light levels. Many historic buildings, especially churches and cathedrals, do not allow the use of tripods.



What techniques do we use for architectural photography? First and foremost, we must compose our image thoughtfully (as with everything we shoot!) Show the environment around the building, place it in its "space." Make sure you leave enough space around the subject so you can correct perspective distortion without cropping out relevant environmental information. That said, watch your background to be sure it doesn't distract from your subject. Distorted perspective, the appearance that the building is falling over, can be corrected in post-production, in Lightroom Develop, Camera Raw, or Photoshop. Vertical lines in the building should be vertical lines in your image.



And one absolutely vital tool when shooting architecture: a polarizing filter. A polarizer helps darken the sky behind your subject, yielding increased contrast between your subject and the background sky. But be aware, when shooting with a wide-angle lens, that you don't end up with a darker area in the middle of lighter areas of sky. Remember that you can rotate the filter to adjust the darkness of the sky.





March Field Trip

Hsi Lai Buddhist Temple

Date: Saturday March 15th, 2025

Assignment: Architecture

CARPOOL: Meet at 9:00 am at the south end of the AAA parking lot located on the northeast corner of Beach Boulevard and Stark Drive in Huntington Beach. Drive time is approximately 44 minutes from Huntington Beach to Hacienda Heights.

DIRECTIONS & PARKING: 3456 South Glenmark Drive, Hacienda Heights, CA 91745. The Buddhist Temple is located south of the 60 Freeway (see directions on page 3). You may want to check out Google Maps, too.

LUNCH: We will meet in the Temple cafeteria at 12 noon for a delicious Vegetarian Buffet. Daily rotating menu consists of: fragrant steamed rice, savory noodles, a colorful array of hot veggies, freshly cooked greens, crunchy fried goodness, hot soup, as well as fresh fruit. Open from 11:30 am- 2:00 pm on Saturday. Lunch is \$10 per person (*all you can eat*).

Before you visit, please be aware of the following guidelines as requested by the Temple:

1. Smoking is prohibited throughout the Temple grounds.
2. Photos and video recording can only be taken outdoors.
3. No commercial photography is allowed without permission.
4. Please DO NOT bring meat of any kind or alcohol onto the Temple premises.
5. Please show respect to the Temple and dress appropriately: no sleeveless shirts/blouses, tank tops, shorts, or short skirts.
6. Comfortable shoes are recommended for climbing stairs and slopes.

Website: <https://www.hsilai.us/>



Photos by Kurt Bayless

If you've always wanted to visit a Chinese Buddhist Temple, but you don't feel like going all the way to China, the **Fo Guang Shan Hsi Lai Temple** is better than next-best — it's the real deal, and much closer to home. The massive complex is a traditional Chinese Mahayana Buddhist monastery on 15 acres in the foothills of Hacienda Heights. The Temple's name, "Hsi Lai," literally means "coming west," and it's a satellite of Taiwan's Fo Guang Shan order, whose name translates as "Buddha's light mountain." The monastery was conceived during America's bicentennial and completed in the 1980s, built to advance the mission of an order also known as the International Buddhist Progress Society. As practitioners of Humanistic Buddhism, the Fo Guang Shan monks take a contemporary approach to an age-old faith, incorporating all eight of the schools of Chinese Buddhism.



There should be ample opportunities to do this month's assignment of architecture (Ming and Ching dynasties) at the Temple. You'll find more architecture styles here than you would find in the city with its glass and steel. If architecture isn't your thing, there are also statues and gardens and beautiful grounds. People photography is also possible since there will be monks in their orange robes wandering the grounds as well as other visitors.



Driving directions

32.3 mi. About 44 mins

- | | |
|--|---------|
| 1. Head north on Bushard St | 0.4 mi |
| 2. Turn left onto Warner Ave | 430 ft |
| 3. Take the I-405 N exit | 0.4 mi |
| 4. Slight left to merge onto I-405 N | 8.6 mi |
| 5. Take exit 24 toward I-605 N | 0.6 mi |
| 6. Continue onto I-605 N | 14.6 mi |
| 7. Take exit 15 for Whittier Blvd toward Whittier | 0.3 mi |
| 8. Turn right onto Whittier Blvd
Pass by 7-Eleven (on the left) | 1.9 mi |
| 9. Turn left onto Mar Vista St | 2.7 mi |
| 10. Turn left onto Colima Rd | 2.3 mi |
| 11. Turn right onto S Hacienda Blvd
Pass by McDonald's (on the right) | 0.4 mi |
| 12. Turn left onto Glenmark Dr | 79 ft |

Destination on the left – 3456 S. Glenmark Dr.

Visual Juxtaposition

April 2025 Assignment

To be shown at the May general meeting

By Jeffrey Sward

It is useful to understand common usages of the definition of visual juxtaposition in photography.

Webster

An instance of placing two or more things side by side often to compare or contrast or to create an interesting effect

American Institute of Graphic Arts

- Visual juxtaposition is inquiry through contrast, facilitated by the side-by-side positioning of two images, or images and text.
- In order to create a point of juxtaposition, the resulting image must contain at least two elements of equal visual weight.

Octet Design Journal

- Juxtaposition is a visual design technique that involves placing contrasting or similar elements close together to create an effect.
- It can be used to create contrast, highlight differences, or evoke emotion.

Some Juxtaposition Effects

- Tension
- Ambiguity
- Is the objective comparing similar or dissimilar objects?
- Slight differences
- Major differences
- Conceptual and/or physical connections
- Humor
- Often unintended or "discovered"

How to Create Images using Juxtaposition

- Identify the Core Message(s)
- The quest for meaning
- Select Your Elements (gimmicks)
- Choose the Contrasts
- Refer to elements of Art
- Experiment and Iterate
- Juxtaposition is art not science
- A broken clock is correct twice a day

Examples



Anonymous



Mini Coopers c. 1959 - 2021



Liana Bumde NT



Becky Anderson:
NT



Ruth Bernard:
Two Leaves, 1952




Margaret Bourke-White:
Depression Food Line, 1937



Harry Callahan:
Chicago, 1960



Henri Cartier-Bresson:
The Big Game, Brussels, Belgium (1932)



Robert Frank:
City Hall, Reno, Nevada, 1956

In 1956, Robert Frank picked up two hitchhikers in Blackfoot, Idaho and let them drive the car at night. In the era of bench seats, three people were in the front seat, with Frank in the rightmost position. Frank was able to take this photo using his Leica rangefinder, which is small and unobtrusive.



Hansel:
Trade In



Man Ray:
Black and White, 1926



Najam Quraishy:
Africans



Weegee the Famous:
The Critic, 1943 (Mrs. Marie Muller Kavanaugh (AKA Mrs. George Washington Kavanaugh), Elizabeth Wharton Drexel (AKA Lady Decies), unknown person)

Despite appearances, nearly all Weegee photographs were staged to some extent. In order to create *The Critic*, Weegee signaled his assistant Liotta, who released the disheveled woman and gave her a little nudge into the frame. Judging by the photograph, she is reeling, barely able to stand. If there was one thing Weegee knew from being in a scrum of press photographers, it was how to make a few shots very quickly, swapping in sheets of film and flashbulbs as fast as he could. He caught Mrs. Kavanaugh and Lady Decies as the third woman observed them. A moment later, the two ladies turned, passed him, and stepped into the lobby, facing half a dozen other photographers with the same tight smiles. Much later, Liotta told the journalist Joyce Wadler that there were three or four bulbs set off, almost too fast to parse. That was it. No different from Weegee shooting outside police headquarters any day of the week. Although Weegee had staged the sidewalk encounter, he couldn't have known quite how perfectly the tableau would square up on film. The two ladies in fur are almost pure white, nearly blown out by his flash. Mrs. Kavanaugh's smile is taut and paper-thin, the essence of fatuousness; Lady Decies looks quizzical, perhaps a little sour, her mouth pursed. They both face the camera square on. The drunken woman, by contrast, is caught in perfect 90-degree profile, giving her features a sharpness against the nearly black background. Weegee wanted a contrast; he got more than he could have asked for. P.S.N.W. Ayer & Son, the big advertising agency who has the account of De Beers Consolidated Mines Ltd., bought this picture for their files. They examined the photograph with a magnifying glass and said the diamonds were real.



Weegee the Famous at Work



©Jorge Ramirez, MD 2017

Jorge Ramirez – View of Saddleback Mtn. from Bolsa Chica wetlands

April 2025 Field Trip
Bolsa Chica Ecological Reserve

Date: Saturday, April 12, 2025

Meet at 7 a.m. at the Interpretive Center to walk over the bridge to the wetlands where many birds will likely be nesting.

<http://bolsachica.org/>

Carpool

Not necessary for this one!

Travel

Interpretive Center
3842 Warner Avenue
Huntington Beach, CA 92649

Parking

Park in the north lot southeast of the intersection of Warner and PCH.
Interpretive Center
3842 Warner Avenue
Huntington Beach, CA 92649

There is also a south lot on PCH across from the entrance to Bolsa Chica State Beach.

Lunch

SuperMex – 12 noon
17208 Pacific Coast Hwy, Huntington Beach, CA 92648
In the strip mall shopping center across the street from the Interpretive Center
Long-running, family-owned chain serving classic Mexican comfort food and beer in a
relaxed setting
First come/first served

Assignment

Juxtaposition

OVERVIEW

Many of our members know this place because Bolsa Chica is a local treasure and a photographer's paradise. Several PSOC members have been here several times and have captured excellent images!

Bolsa Chica Ecological Reserve is a nature reserve in the city of Huntington Beach. It is designated by the California Department of Fish and Game to protect a coastal wetland and its threatened and endangered species. The Bolsa Chica Ecological Reserve boundaries are Warner Avenue to the north, Seapoint Avenue to the south, Pacific Coast Highway (PCH) to the west and residential development to the east.

The north lot contains the Bolsa Chica Interpretive Center. It is the starting point for the Mesa Trail which leads to the overlook and rest stop at Mesa Point. The south lot is the starting point for the 1.5-mile (2.4 km) Loop Trail which crosses a wooden bridge, passes two overlooks and returns to the parking lot via a sand-dune trail paralleling PCH.

The East Garden Grove Wintersburg Channel runs through the reserve. Beginning in December 2007, flood control improvements were made by the County of Orange to reinforce the levees damaged in the rains of 2005 and protect the wetlands. In addition, the Newport–Inglewood Fault goes through the reserve.

INTERPRETIVE CENTER

Open seven days a week from 9 a.m. to 4 p.m., the Bolsa Chica Conservancy Interpretive Center offers live animal exhibits, aquaria, maps and information about Bolsa Chica and education programs on wetland science. The main room's exhibits include live marine life species native to Bolsa Chica and the southern California coast. A second exhibit room includes live reptiles. Throughout the center there are many examples of taxidermy including opossums, snakes and birds.



Kurt Bayless – Osprey with fish



Donna Stogner – Great Blue Heron



Eric Stogner – Snowy Egrets




Eric Stogner – Elegant Tern



Kurt Bayless – Great Egret



Kurt Bayless – Round Stingray



Donna Stogner - Curlews



Kurt Bayless – Burrowing Owl



Kurt Bayless – Turkey Vulture




Kurt Bayless – Great Blue Heron with fish



Kurt Bayless - Coyote

ACCOMPLISHMENTS

Our Members Have Been Busy with Great Accomplishments



The following members have their images published in the *new 2025 Wings Over Bolsa* calendar:

- Carol Calkins – 2 images (1 image is the back cover)
- Donna Stogner – 1 image
- Eric Stogner – 1 image
- Kurt Bayless – 3 images



Kurt's photo "Elegant Terns" is the May main page in the 2025 Bolsa Chica Conservancy calendar.




Annette Globits' image "On the Road Again" was selected for the juried HBAC 'Centered on the Center' Show from January 25 - March 22, 2025.

Jan-Steven Merson

Jan published his first book: “Walking Scotland” – A Street & Landscape Photography Book. <https://www.photomanjan.com/book>

Excerpt:

“Walking serves as the foundation of street photography allowing for authentic candid moments. While my primary focus is street photography, I also appreciate the beauty of Scotland's majestic landscapes, as well as those found in other countries. “



Jennie Breeze

Jennie’s photo “Lemur and the Bee” was accepted in the juried Laguna Beach “2025 Art That’s Small at City Hall” fine art exhibition.

2025 Art That's Small at City Hall
Juried Fine Exhibition
March 9 to April 18, 2025
Monday-Thursday
7:30 a. m. ~ 5:30 p.m.
Alternative Friday's
7:30 a.m. ~ 4:30 p.m.
Location:
Laguna Beach City Hall
505 Forest Avenue
Laguna Beach, Ca.
949-497-0743

'Lemur & the Bee' Jennie Breeze
Website: jennie-breeze.pixels.com




PICTURE THIS

Kerstin Arnemann

I started my photography journey in late 2009, at that time I shot everything and none of them made me fully happy and satisfied until I started shooting long exposure photography. The reason I love long exposure photography and presenting my images mainly in black and white/monochrome is it enables me to express my own personal vision and to recreate the world in my images according to my imagination thus giving them a personal note.

I have a slight preference for Architecture Photography as well as for Architectural Street Photography, where I combine two subjects of equal importance. It always fascinates me to see how different shapes, lines and light combine and play off each other. In my Architecture Photography I avoid showing the viewer a simple game of patterns and lines, but I try to reach the soul of the structure by using light and shade, tonal values and chiaroscuro to emphasize the appeal of structural forms. The images consist in abstract art forms based on rhythm, proportion and harmony. The same characteristics that please the eye also please the ear. Musical terms such as rhythm, texture, harmony, proportion, dynamics, and articulation refer both to architecture and to music.



Suggested PSOC Critique Guidelines

PSOC was founded as a platform for image sharing and supportive self-improvement. With the expanded utilization of outside professional photographers to critique the members' submitted images, that mission has evolved into a shared desire to become more proficient in the art and craft of photography.


It is the responsibility of those who critique to foster that desire and encourage and **teach** the members through that critique. The critique should be a careful review of the images accompanied by an **opinion** regarding the overall strength of the image, as well as an **opinion** regarding the artistic and technical aspects of the image presented. Although the spectrum of photographers showing images includes beginners as well as some who are very advanced, learning and growth should be encouraged at all levels. The following guidelines have been formulated to bring a consistency of format to the critiques. These are not checklists, just suggestions to help the critiquers help our members improve their photographic craft.

1. What is your overall first impression? What impact does the image have for you? What do you like about the photograph? **Be concise**. Remember you are teaching *all* the members as well as the contributing photographer.
2. What **constructive** comments can you make? How does the composition and framing work? How does your eye take in the elements of the image? What gets your attention, and why? Note use of techniques like "rule" of thirds, leading lines, framing, patterns, lighting choices, and other visual elements. What helpful comments can you make?
3. How do you see the technical and processing factors contributing to the image? This may include perspective, exposure, highlight detail, shadow detail, bright and dark areas, contrast; processing of color or black and white, luminescence, contrast, vignetting, dodging, burning, and cropping.
4. Make it clear that your comments are all **your opinion** on how **you** might do it differently, based on your experience, personal style, vision, and processing preferences. Other artists/photographers may often see the image differently.
5. How might you encourage the photographer? Remember, the photographer has a reason to show this work and obviously feels good about it. **You are encouraged to ask the photographer to comment on what they were seeing and expressing in the image. We would also like you to encourage the members in attendance to participate through questions and comments.**
6. Although the title slide for each member's submittal does not need to be critiqued, an outstanding title image can be *quickly* noted.
7. **Please be concise in your comments.** The meetings are scheduled for two hours, and there can often be well over 100 images submitted.

Wall Hangers



Donna Stogner



Jennie Breeze



Kurt Bayless



Jo Ann Johnson



Norm Johnson